

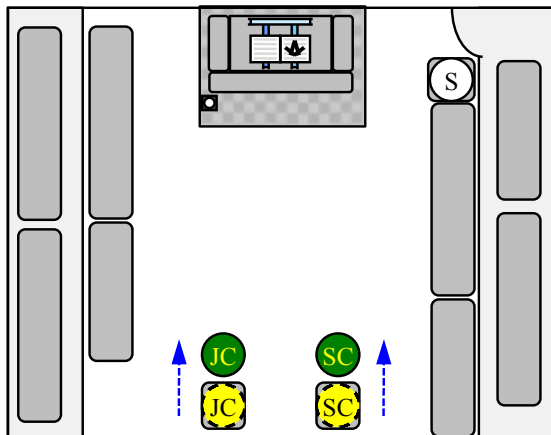
# FLOORWORK

## THE COMPLETE FLOORWORK

**Key:** WM = Master; SW = Senior Warden; JW = Junior Warden; Ch = Chaplain;  
Sc = Secretary; M = Marshal; SD = Senior Deacon; JD = Junior Deacon;  
SC = Senior Master of Ceremony; JC = Junior Master of Ceremony; C = Candidate;  
Co = Conductor

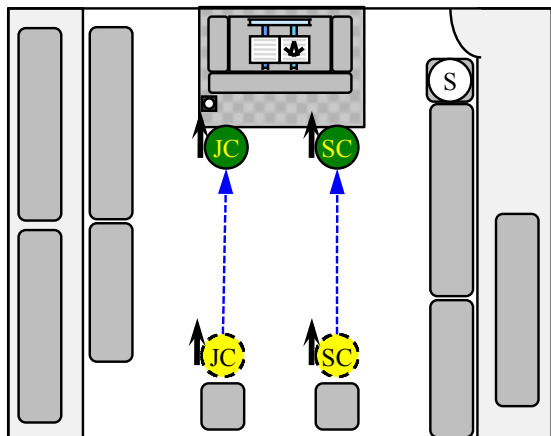
### EXITING THE LODGE TO PREPARE THE CANDIDATES

(EA: p. 28; FC: p. 93; MM p. 148)



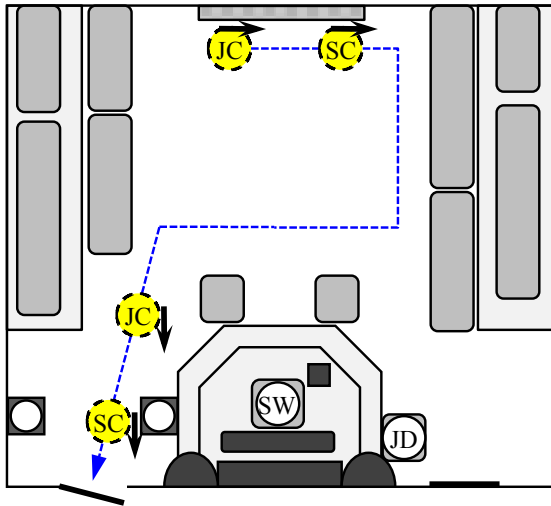
This is the first piece of floorwork executed in each Degree Ritual.

The Worshipful Master calls up the Masters of Ceremony, who rise and come to the Sign of Fidelity.



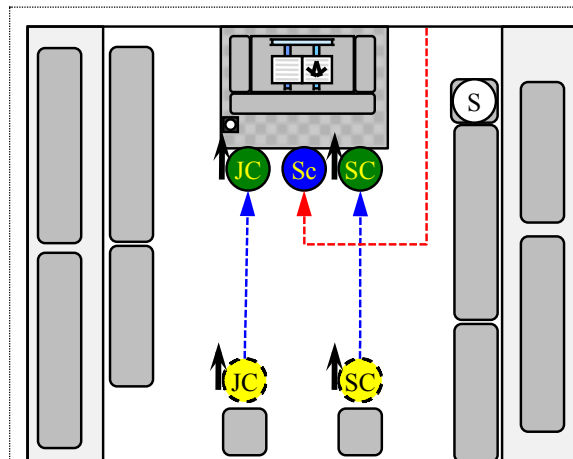
After describing how Candidates are prepared for the Degree, the Masters of Ceremony are instructed to repair to the Preparation Room. They retrieve their staves, holding them in their left hands, and proceed to the Altar to salute the Worshipful Master.

At the Altar, the Masters of Ceremony should have a coordinated and practiced plan to manage their staves while giving the Signs.



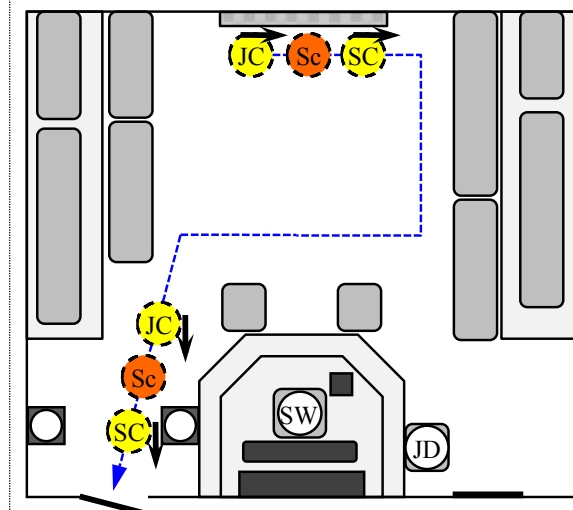
After saluting, the Masters of Ceremony turn right and proceed clockwise in single file to the Inner Door

The first Master of Ceremony to arrive opens the Inner Door and both exit into the Preparation Room, closing the Inner Door behind them.



***In the Entered Apprentice Degree Ritual:*** The Masters of Ceremony are joined at the Altar by the Secretary (or another designated member of the Lodge).

In this case, the Masters of Ceremony should await the arrival of the Secretary between them at the Altar. After the Secretary's arrival, all three salute the Worshipful Master together.



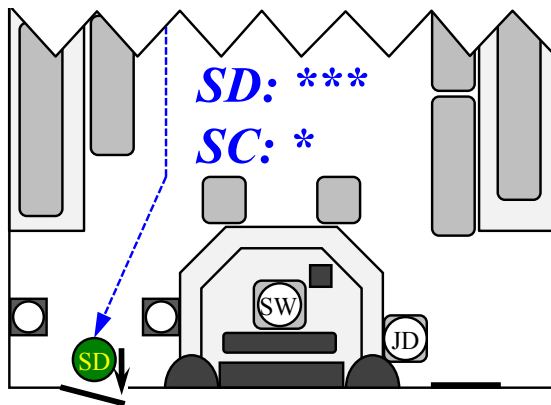
The Secretary accompanies the Masters of Ceremony to the Preparation Room, walking between them in the single file line.

## RESPONDING TO THE CANDIDATE'S ALARM AT THE INNER DOOR

(EA: p.33; FC: p. 95; MM: 149)

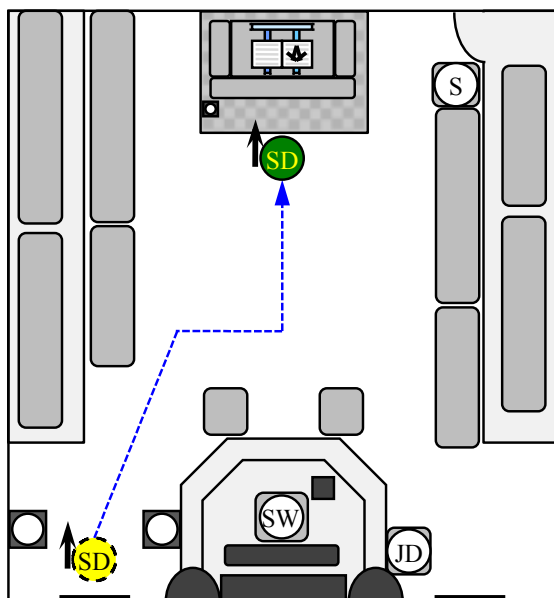
Once the Candidates are properly clothed and ready to enter the Lodge Room, the Candidate (or Senior Master of Ceremony as proxy) knocks three times on the Inner Door. If there are multiple Candidates, it is recommended that the Senior Master of Ceremony make the knocks so as not to privilege one Candidate over the other(s).

The Senior Deacon rises, comes to the Sign of Fidelity and informs the Master of the alarm. Upon being informed of the alarm at the Inner Door, the Master orders the Senior Deacon to ascertain its cause.



Following the Master's instruction., the Senior Deacon retrieves his staff, holding it in his left hand, and proceeds directly to the Inner Door.

At the Inner Door the Senior Deacon knocks *three times*. The Senior Master of Ceremony responds with *one knock*, after which the Senior Deacon opens the door and inquires as to the alarm.

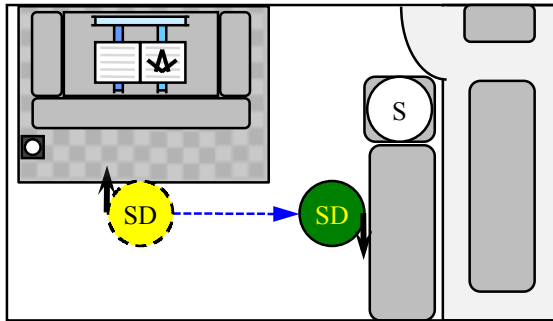


After receiving replies to his inquiries, the Senior Deacon closes the Inner Door and proceeds to West of the Altar where he comes to the Sign of Fidelity and makes his report to the Master.

## PROCEEDING TO THE INNER DOOR

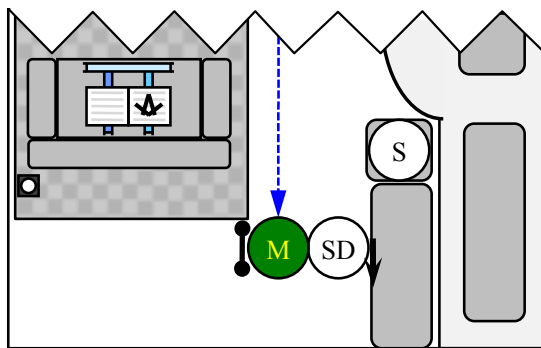
(EA: p. 34; FC: p. 96; MM: p.151)

Following the Senior Deacon's report, the Master orders the Senior Deacon to admit the Candidates.



Upon the Master's order, the Senior Deacon turns right and proceeds directly to the South sideline

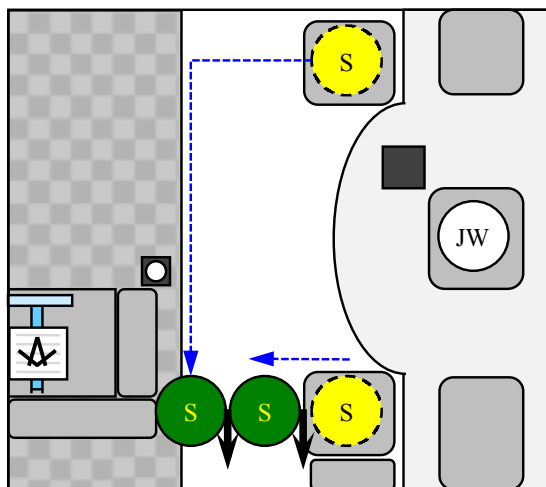
At the South sideline, the Senior Deacon faces West and awaits the arrival of the Marshal at his right.



At the same time, the Marshal rises and proceeds West to join the Senior Deacon at the right, carrying his baton in his right hand.

Upon passing the Stewards' places, the Marshal can remind them to rise with eye contact and a brief nod.

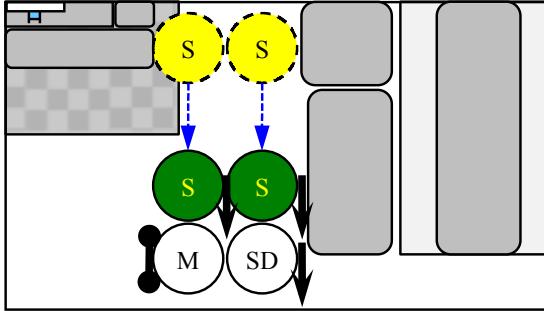
The Marshal and Senior Deacon remain in place and await the arrival of the Stewards behind them.



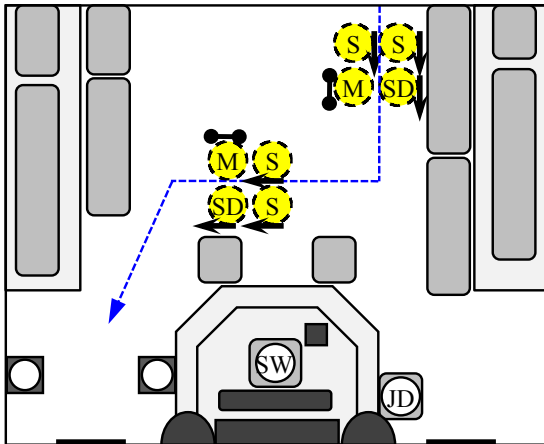
Once the Marshal has passed, the Stewards rise together and retrieve their staffs, holding them in the left hand.

The Steward to the West steps in front of his chair, faces West and awaits the arrival of the other Steward.

The Steward to the East walks forward a few steps, turns left and joins the other Steward at his side.



Once the Stewards are side by side, they proceed West together and fall in behind the Marshal and Senior Deacon.



Together, the Marshal, Senior Deacon and Stewards proceed *in formation* to the Inner Door, under the direction of the Marshal.

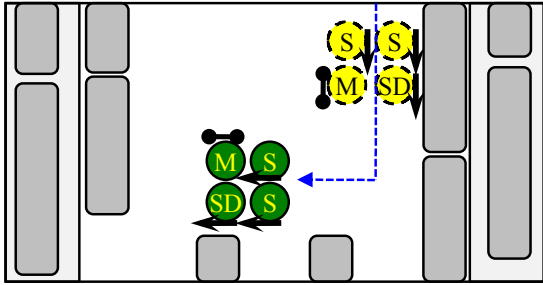
At the Inner Door, the Stewards make an arch with their staves, the Marshal steps under the arch to the right, and the Senior Deacon opens the Inner Door.

*But it's never quite that simple...*

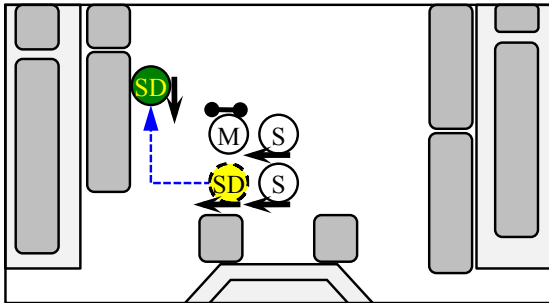
### **Some Issues and Solutions Relating to the Arrival at the Inner Door**

If all four officers arrive together at the Inner Door and attempt to simultaneously position themselves and form an arch, the usual result is a mess of whispered instructions and disorganized tiptoeing around. This looks bad and disrupts the solemn Ritual atmosphere. Further complicating this moment is the fact that the entryway to the Inner Door in many Lodge Rooms is narrow and inconveniently configured for four officers to move around at the same time with all due decorum. Finally, the Senior Deacon needs space to open the Inner Door, interact with the Masters of Ceremony and bring in the Candidates.

Following are suggested procedures that provide for a neat and orderly arrival of all four officers at the Inner Door in their proper locations. Although these movements can be performed entirely from memory with no direction, they are greatly facilitated by the discrete use of the Marshal's baton in directing the various officers to their places. Remember that the Marshal's duty is to "to have charge of and conduct the processions of the Lodge." The Marshal can silently and effectively direct Officers in these situations by pointing his baton at an Officer and then pointing to the new location to which he would like that Officer to move. In all cases, each Lodge should adapt these suggestions to the unique challenges of its own Lodge Room as well as the particular customs of the Lodge.

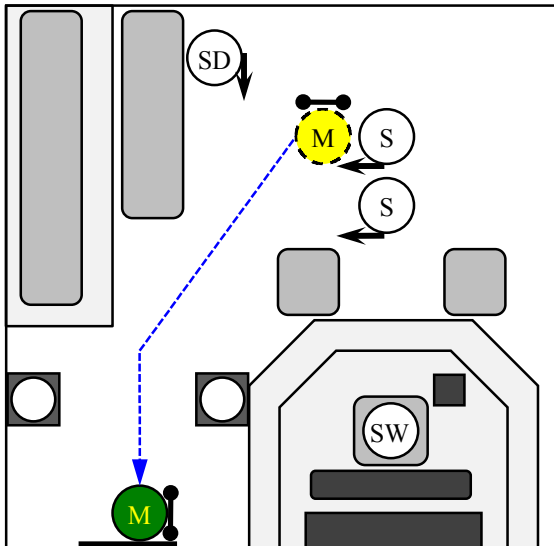


The first step is to get the Senior Deacon out of the way: Rather than proceeding all the way to the Inner Door, the Marshal halts the procession at the approximate location of the Junior Master of Ceremony's chair.



The Marshal can then direct the Senior Deacon to withdraw to a location near the North sideline and out of the way.

Upon reaching his place, the Senior Deacon faces towards the Inner Door and waits for the other officers to position themselves and form the arch before it is his turn to approach the Inner Door.



**Standard Approach:** In most Lodge Rooms the entryway to the Inner Door is narrow and there is no straight East-West path. The officers therefore must proceed to the Inner Door one-by-one.

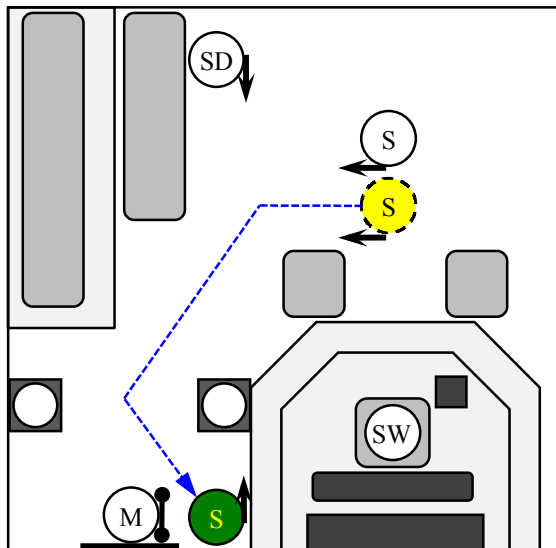
This is the easiest and most orderly method of arriving at the Inner Door, and should be used unless the configuration of the Lodge Room necessitates a different approach.

First, the Marshal proceeds to the Inner Door alone, where he turns to face East and look towards the Stewards.

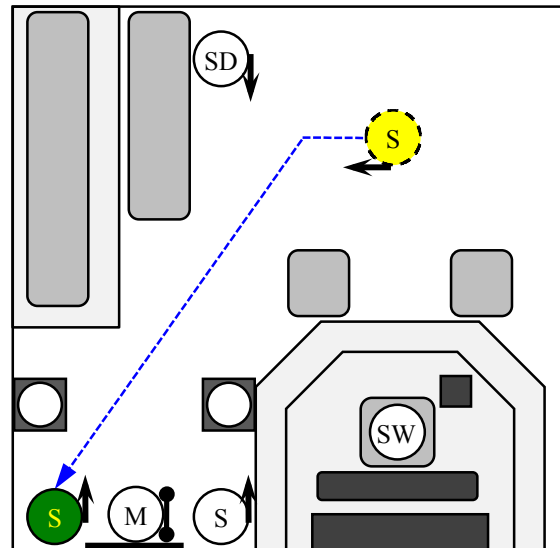
Then the Marshal directs the Stewards to their places by the Inner Door. To do this, the Marshal makes eye contact with the Steward he wants to move, points at that Steward with his baton to make it clear that he is giving a direction to that specific Steward, and then points the baton to the place to which he would like the Steward to move. The Stewards move to the indicated places immediately upon receiving the Marshal's directions.

The Marshal should give his directions one at a time:

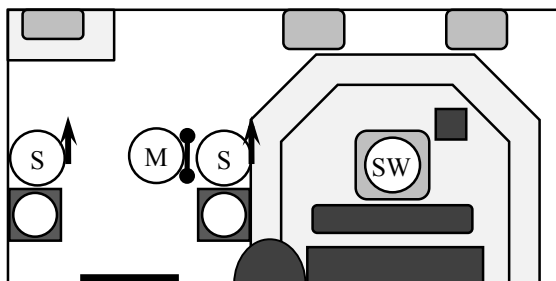
First to one Steward...



...then to the other Steward.

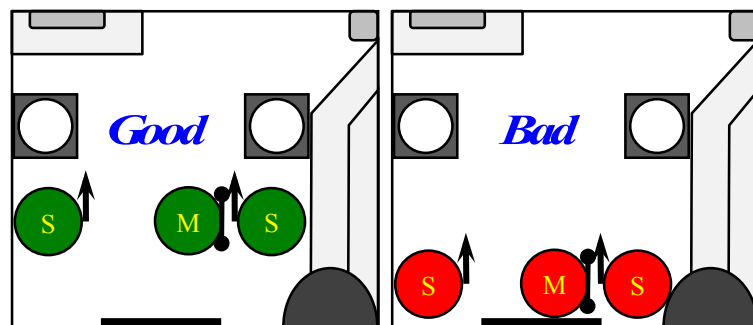


The Marshal should wait for the first Steward to be in place before summoning the second Steward. As each Steward arrives at his designated place, the Marshal can subtly whisper instructions so that the Steward is positioned exactly where and how the Marshal wants him to be. All face East in their places.

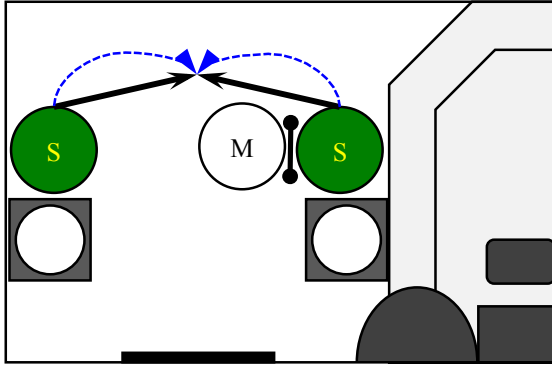


**Pillars Near the Inner Door:** In many Lodge Rooms, the Pillars are situated close to the Inner Door and the available space by the Inner Door is very small. In these cases, the Marshal and Stewards should take places in front of the Pillars rather than the Inner Door.

**Avoid Crowding the Inner Door:** Unless the entryway is unusually wide and open, the Marshals and Stewards should position themselves around two yards out from Inner Door to give the Senior Deacon room to bring in the Masters of Ceremony and Candidates without being crowded (see illustrations).

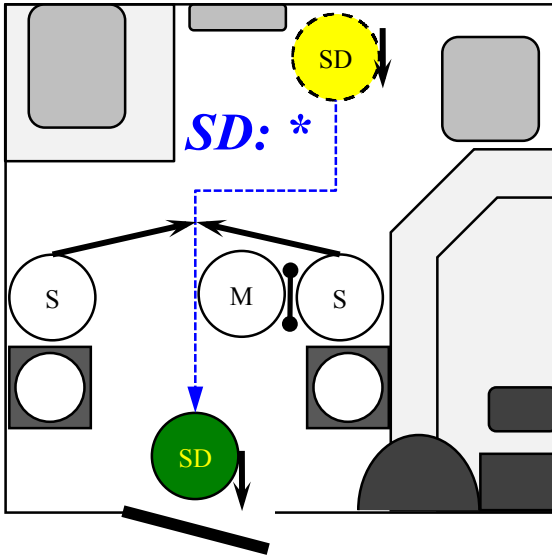


the



After the Stewards are in their proper positions, the Marshal directs them to raise their staffs simultaneously and form an arch.

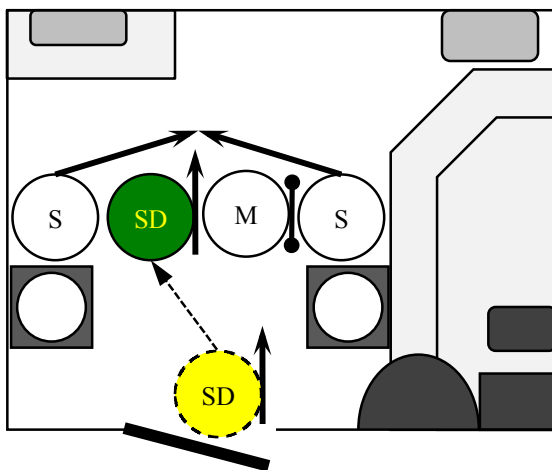
The Marshal steps to the right under the arch and signals the Senior Deacon to approach the Inner Door.



The Senior Deacon proceeds to the Inner Door, knocks *once* and opens the Inner Door to admit the Masters of Ceremony and Candidates.

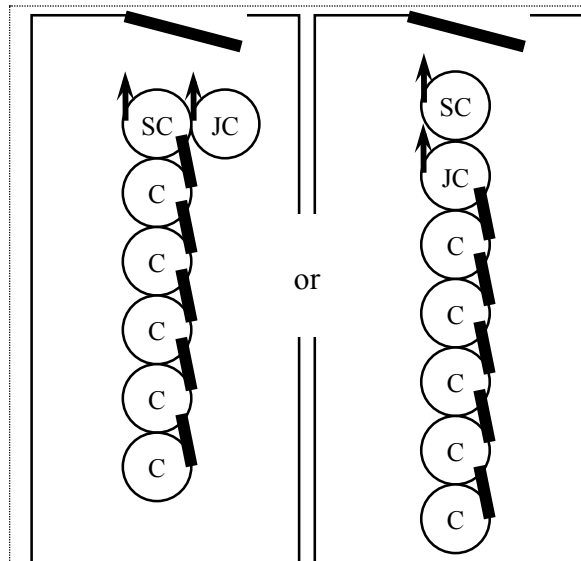
## THE ENTRANCE OF THE MASTERS OF CEREMONY AND CANDIDATES

(EA: p. 35; FC: p. 97; MM: p. 151)



As soon as the Senior Deacon directs the Candidates to enter, he about-faces, comes to the left of the Marshal under the arch and awaits the arrival of the Masters of Ceremony behind him with the Candidates.

The Master gavels three times to bring up the Lodge when the Candidates have entered.

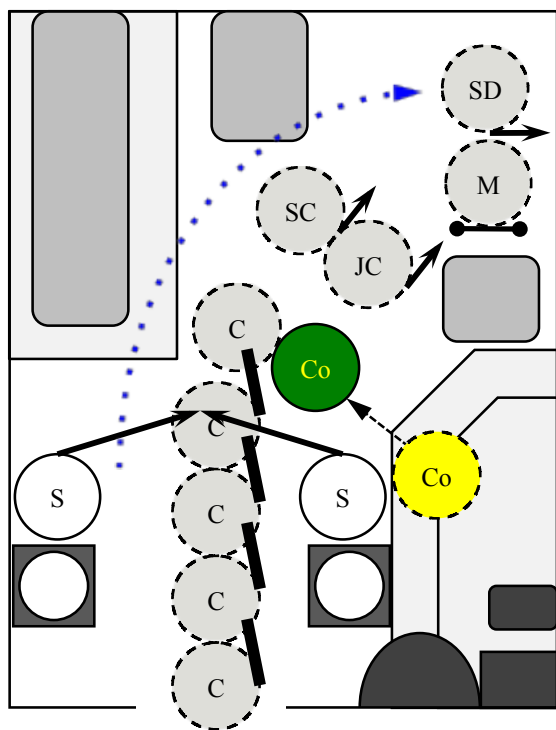


**The Candidates in the Preparation Room** should be organized into a single-file line, each with his right hand resting on the right shoulder of the man in front of him. The Masters of Ceremony are both at the head of the line, arranged in one of the following configurations:

(a) If there is sufficient room for the Masters of Ceremony to turn their shoulders and pass through the Inner Door side-by-side without too much crowding, the Senior Master of Ceremony should stand at the left and the Junior at the right, with the Candidates lined up behind the Senior Master of Ceremony.

(b) If the Inner Door is too narrow, the Masters of Ceremony should line up in single file on the left side with the Senior Master of Ceremony at the head of the line. The Junior Master of Ceremony should come to the right side of the Senior Master of Ceremony as soon as practically possible after the Candidate's hand has been taken from his shoulder.

Ceremony should line up in single file on the left side with the Senior Master of Ceremony at the head of the line. The Junior Master of Ceremony should come to the right side of the Senior Master of Ceremony as soon as practically possible after the Candidate's hand has been taken from his shoulder.

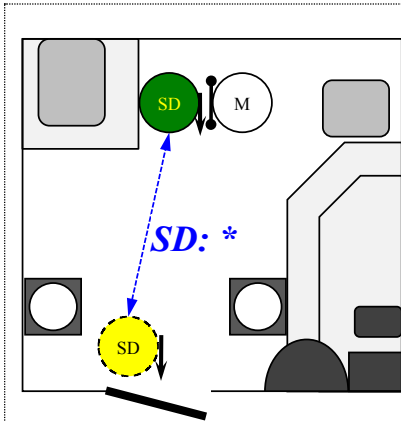


The Column enters and makes an immediate turn to the right upon entering the "working area" of the Lodge Room. The Master gavel up the Lodge upon the entrance of the Candidates.

It is important to make the right turn as close to the West as possible so that there is room West of the Altar to make multiple reverse turns.

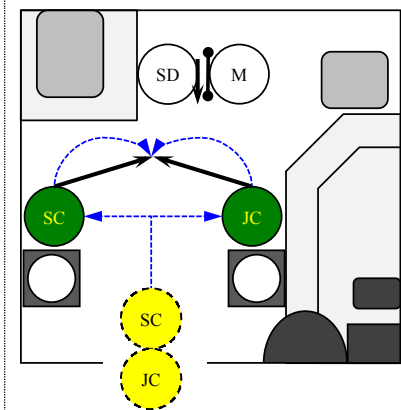
**Conductors are waiting** on the Senior Warden's platform and acquire Candidates immediately after each Candidate passes through the arch: The Conductor comes alongside the Candidate and lifts the Candidate's hand off the shoulder where it rests. He then puts the Candidate's right elbow *inside* his elbow, grasping the Candidate's right wrist with his left hand and gently squeezing the Candidate's right arm against his body. The Conductor can also bring his right hand across to cover the Candidate's right hand for additional

security and control. The more "controlled" the hoodwinked Candidate is, the more secure he will feel and the easier it will be to lead him.

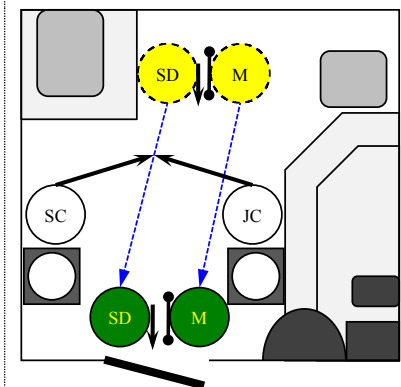


***If there are no Stewards:*** The Marshal should stay at the top of the entranceway to the Inner Door while the Senior Deacon proceeds alone to knock, open the Inner Door and direct the Masters of Ceremony and Candidates to enter.

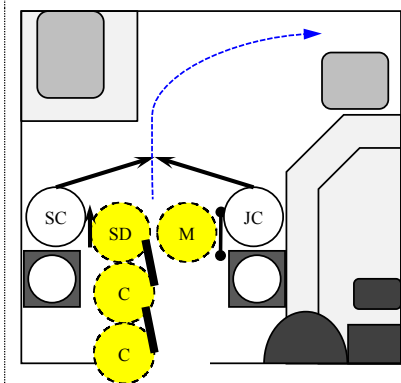
Upon communicating this direction, the Senior Deacon immediately withdraws alongside the Marshal to make room for the Masters of Ceremony.



The Masters of Ceremony enter – *without* the Candidates, who remain in the Preparation Room – and take the positions outside the Inner Door normally filled by the Stewards, where they form an arch with their staffs.

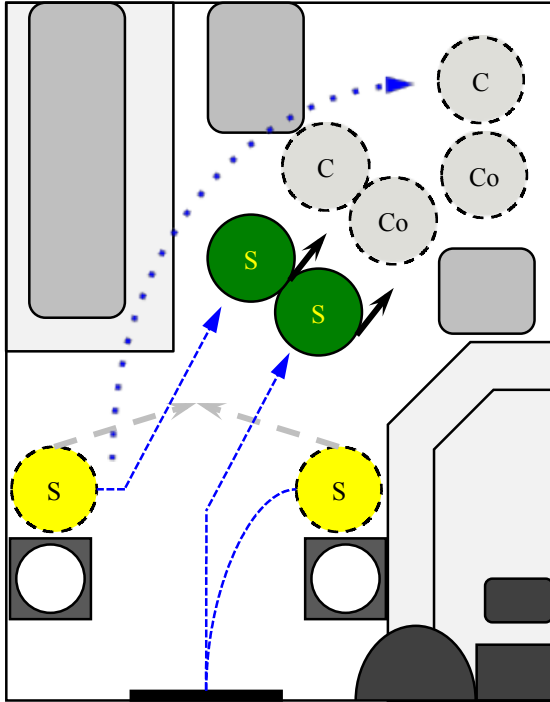


Once the arch has been formed, the Marshal and Senior Deacon proceed to the open Inner Door for the Candidates.



In the Preparation Room, the Senior Deacon places the right hand of the first Candidate on his right shoulder and the Column proceeds with the floorwork of the Degree.

In this case, the Masters of Ceremony occupy the Stewards' positions of the at the back of the Column until the erection of the West Wall of the Symbolic Temple, when they resume their traditional positions.



After the last Candidate clears, the Stewards strike the arch.

One Steward closes the Inner Door and both proceed together to join the Column at the rear.

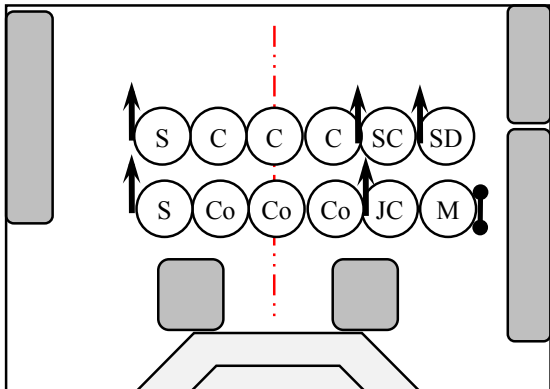
---

If the Stewards forget to close the Inner Door, it should be quietly and discretely closed by the Senior Warden at his earliest convenient opportunity.

---

## THE RECEPTION

(EA: p. 35; FC: p. 97; MM: p. 152)



After making a sharp turn to the South, the Marshal halts the Column with the Candidates centered in the Lodge Room, and all face East.

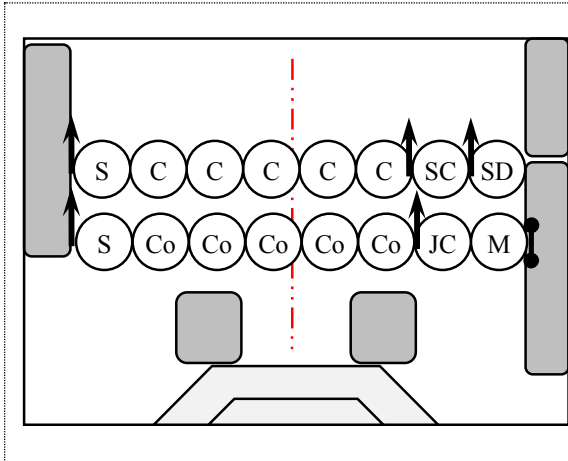
---

The Marshal should take care that he does not turn the members of the Column to face the East until *after* the Stewards have joined at the back and everyone is in place.

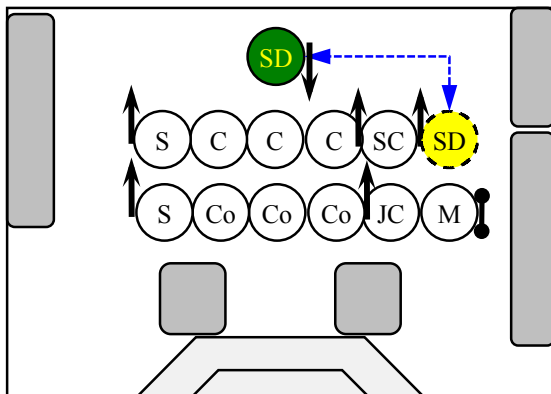
---

Prior to the Ritual, the Marshal and Senior Deacon should ascertain precisely where *they* should stop at each Station so that the *Candidates* are centered at the Station.

---

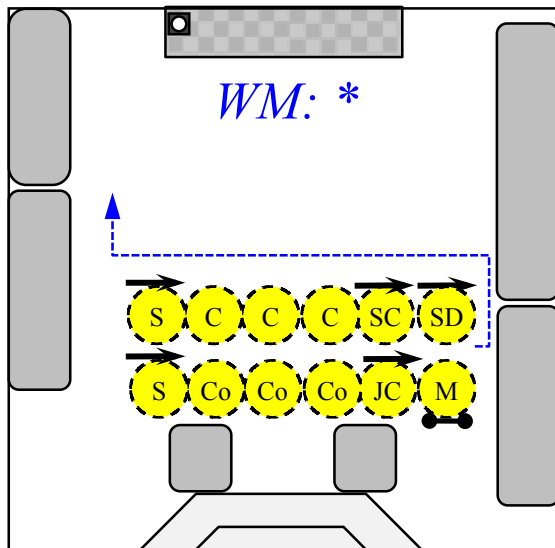


*With five Candidates*, spacing is very important as it can get crowded. The illustration at left is a scale representation of a five-Candidate Column in a Masonic Hall Lodge Room!



The Senior Deacon leaves his place and comes to a point in front of the Candidates.

He admonishes the Candidates as appropriate for the Degree and returns to his place in the Column.

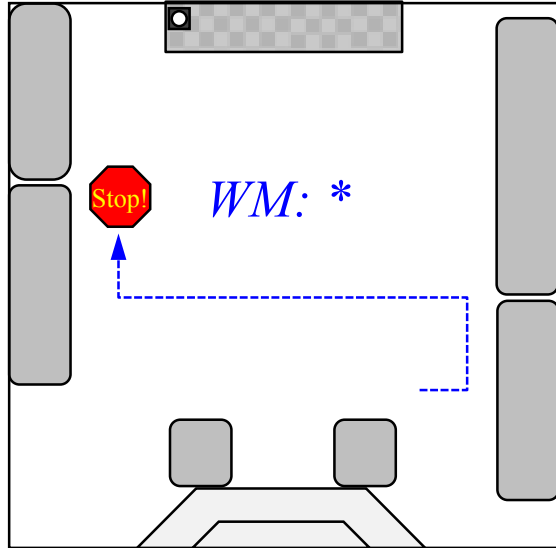


Once the Senior Deacon returns to his place in the Column, the Marshal awaits the Master's gavel to start the perambulations.\* Then the Column faces right and proceeds towards the South (to whatever extent possible) before making a full reverse via a counterclockwise turn. Once the Column reaches the North sideline, it turns East and proceeds with the perambulations.

\* Note: In the Entered Apprentice Degree Ritual, the Marshal does *not* wait for the Master to gavel before proceeding because the Candidates have the Prayer before the perambulations (see below).

## THE PRAYER (ENTERED APPRENTICE DEGREE ONLY)

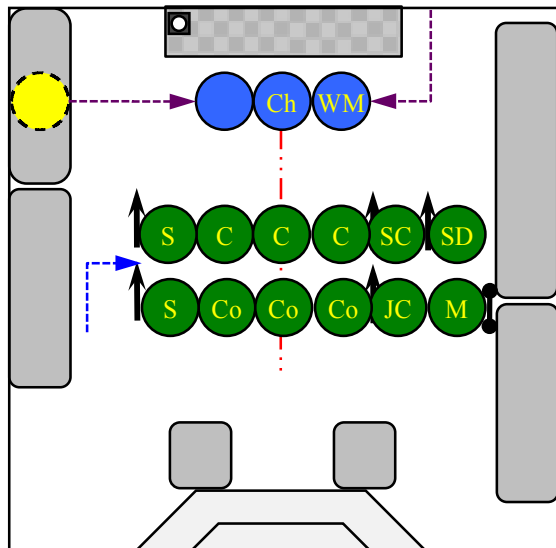
(EA: p. 36)



***In the Entered Apprentice Degree Ritual:***  
*Without waiting for the Master's gavel to begin, the Column turns and proceeds East up the North side of the Lodge Room as described above.*

After the Column turns East, the Master gavels to halt the procession.

It is important that the Master gavels while there is sufficient space for *two full turns* of the Column West of the Altar. The entire Column does not need to be facing East before the Master gavels, and in most Lodge Rooms the Master should gavel as soon as the head of the Column turns East.

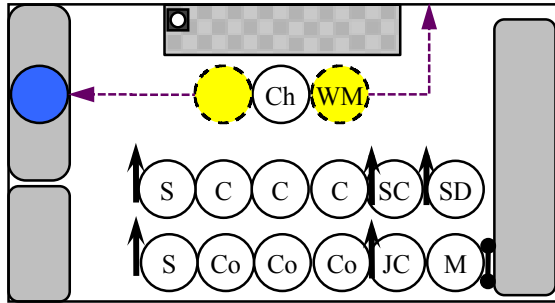


At the Master's order, the Column turns *sharp right* and proceeds East, stopping when the Candidates are centered with respect to the Altar.

If the Master let the Column proceed too far East before gaveling, the Marshal may have to work the Column in a discrete Southwest diagonal in order to create space for the coming counterclockwise turn West of the Altar. The Prayer is *not* at the Altar, but rather in the *center* of the Lodge Room about half-way between the Altar and the West.

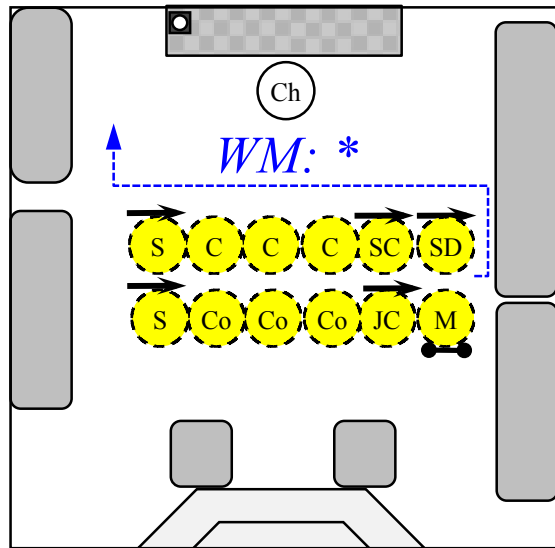
All face East for the Prayer. The Master and Chaplain come down for the Prayer via the South side of the Lodge Room to a point in front of the

Candidates. Additional designated Brothers step in to assist with the Prayer as needed. All Masons come to the Sigh of Fidelity for the Prayer.



Following the Prayer, the Master returns to the East and any Brothers who assisted with the Prayer return to their places in the Lodge Room. The Chaplain remains at the Altar.

The Column remains in place and the Marshal awaits the Master's gavel.



Once the Master has returned to the East, he strikes the gavel to begin the perambulation.

The Column faces right and proceeds towards the South (to whatever extent possible) before making a full reverse via a counterclockwise turn.

Once the Column reaches the North sideline, it turns East to begin the perambulations.

## PERAMBULATIONS

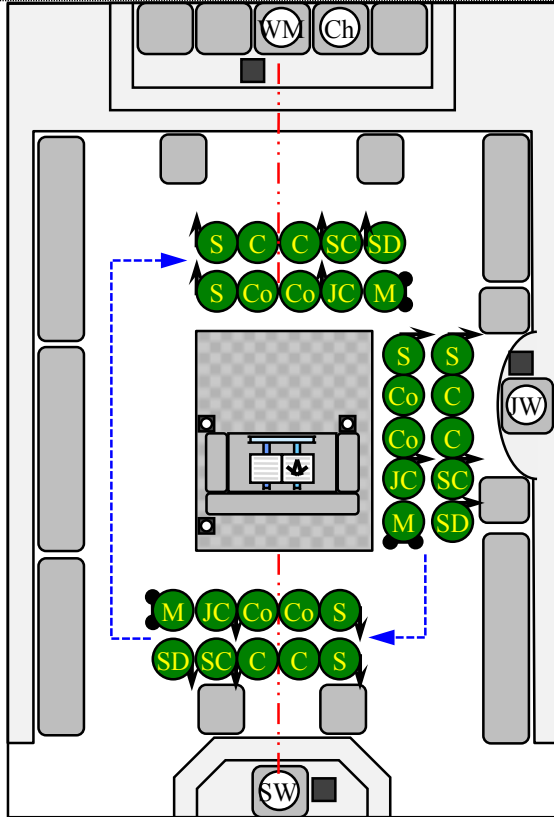
*(EA: p. 37; FC: p. 97; MM: p. 152)*

In every Degree, the Master's gavel strike starts the perambulations, after which the Column proceeds through the perambulations in clockwise fashion.

As the Column approaches the South Station, the Junior Warden rises to inspect the Candidates and ascertain if they are duly and truly prepared. If he is satisfied that they are clothed properly for the Degree, he gavels to indicate that the Column may pass.

The same inspection and gaveling takes place at the Senior Warden's and Master's Stations. The Wardens rise for inspection, the Master does not have to rise.





After the Scripture Lesson, the Marshal faces the Column left for the Junior Warden's Examination.

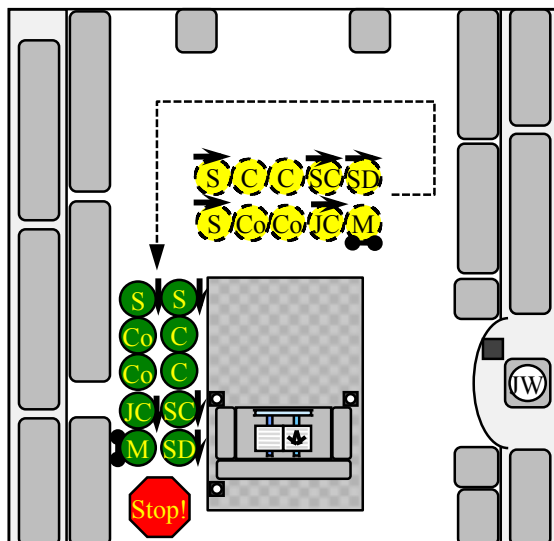
Thereafter, the Column faces right and the Marshal leads the Column clockwise to the Senior Warden's Station and the Master's Station for similar examinations.

The Marshal should take care to ensure that he halts the Column when the Candidates are centered with respect to each Station.

The Marshal should make the final turn to bring the Column before the Master's Station as far West as possible, so that there is sufficient space for a full reverse turn when the Master orders the Candidates reconducted to the Senior Warden.

## TURNING BACK WEST

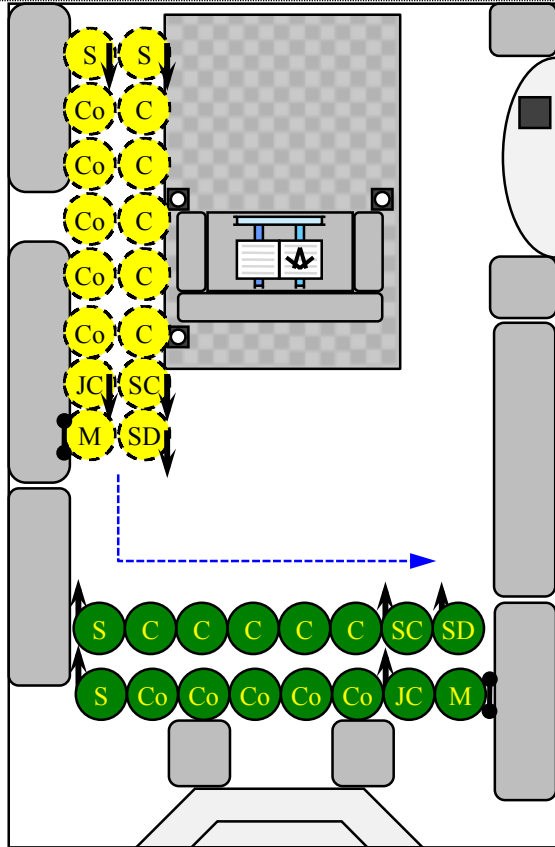
(EA: p. 40; FC: p. 101; MM: p. 157)



After the Master orders the Candidates reconducted to the Senior Warden, the Column faces right and proceeds South (to whatever extent possible) before making a full counterclockwise turn to proceed West along the North side of the Lodge.

The Marshal halts the Column at some point during the procession Westward before passing West of the Altar, and the Senior Deacon conveys the Master's order to the Senior Warden.

The Senior Deacon does not "knock" with his staff here, and all officers hold their staffs in the same position as the Senior Deacon (as they should throughout).

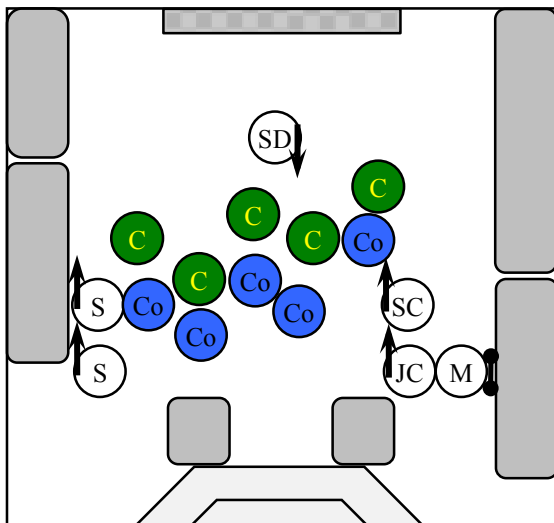


Following the Senior Warden's direction, the Marshal brings the Column to a position in front of the Senior Warden's Station via a counterclockwise turn in the West. All face East.

The Marshal should turn the Column South as close to the Senior Warden's Station as possible so that there is sufficient space to form the West Wall of the Symbolic Temple.

## BRINGING THE CANDIDATES TO THE ALTAR

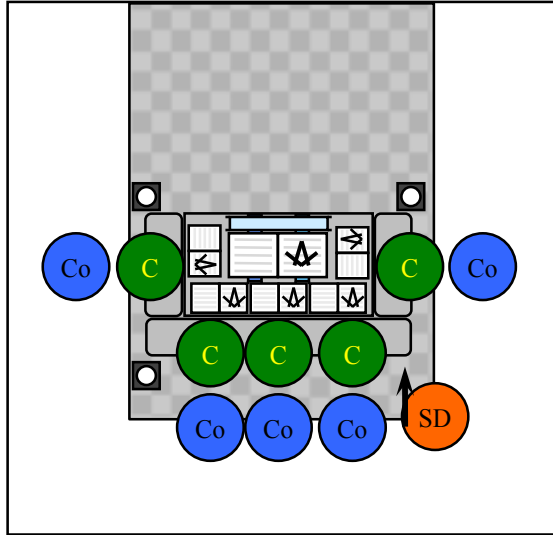
(EA: p. 41; FC: p. 102; MM: p. 158)



After the Candidates are brought on the Step, their positioning can be very disorganized – especially in Degrees where they are making multiple advances.

The Senior Deacon steps in front of the Candidates to verify that they have come on the Step. Eye contact and a brief nod should suffice to inform the Senior Warden that all Candidates are in Order (the Senior Warden often is not be able to visually verify this himself). When all the Candidates are on the Step of the Degree, the Senior Warden informs the Master that the Candidates are in Order.

The Master then verifies that the Candidates are still willing to take the Obligation and directs them to the Altar.



The Conductors, *under the direction of the Senior Deacon* (or the Senior Deacon himself), position each Candidate at the Altar and each Conductor takes a position directly behind his Candidate in a formal body position.

The Senior Deacon should place the Candidates standing closest to the West first, so that the Marshal, Masters of Ceremony and Stewards have time and space to form the West Wall.

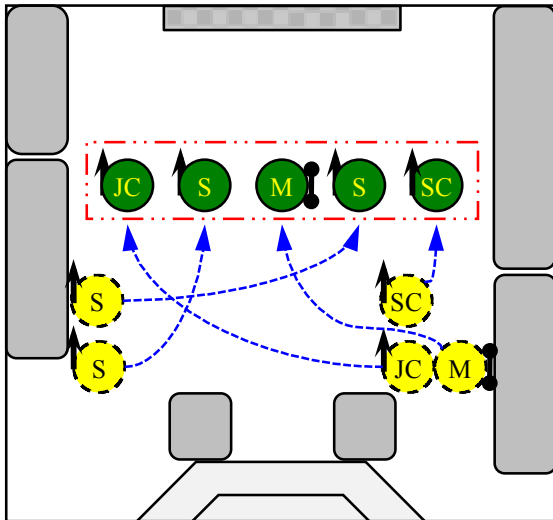
If individual Volumes of Sacred Law are used and not already laid out on the Altar, another designated Brother can assist the Senior Deacon by placing them in front of each Candidate as he is positioned at the Altar.

When all the Candidates are positioned, the Senior Deacon withdraws nearby to the Southwest corner of the Altar. He should then look West to verify that the West Wall has been completely formed (see below) before facing East to inform the Master that the Candidates are in Due Form.

## FORMING THE WEST WALL

(*EA: p. 41; FC: p. 102; MM: p. 158*)

As soon as the Senior Deacon has cleared sufficient space in the West, the Marshal, Masters of Ceremony and Stewards form the West Wall. The goal for these officers is to form the West Wall and stand ready to form the Symbolic Temple by the time the Senior Deacon finishes placing the Candidates at the Altar

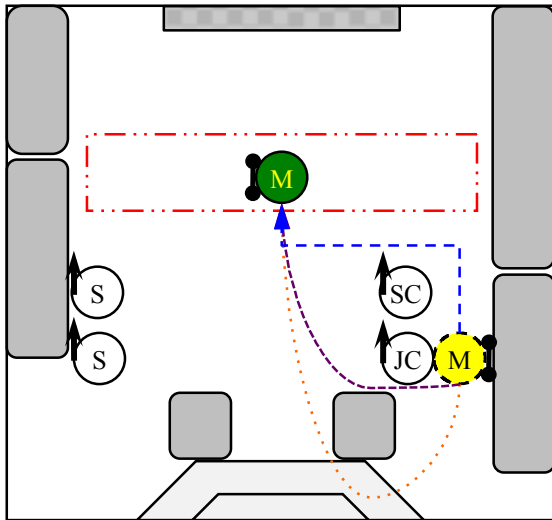


To form the West Wall, the Marshal, Masters of Ceremony and Stewards move from their previous positions into a straight line across the West, with the Masters of Ceremony on the outside, the Stewards on the inside and the Marshal at the center.

However, as the diagram to the left illustrates, there are many crossing paths. In addition, the Masters of Ceremony and Stewards may be inexperienced and unsure about where to go. The frequent result is a disorganized affair that diminishes the solemnity and decorum of the ritual.

The suggested procedure places the Masters of Ceremony and Stewards under the direction of the Marshal, who directs them to their places in a controlled and organized fashion.

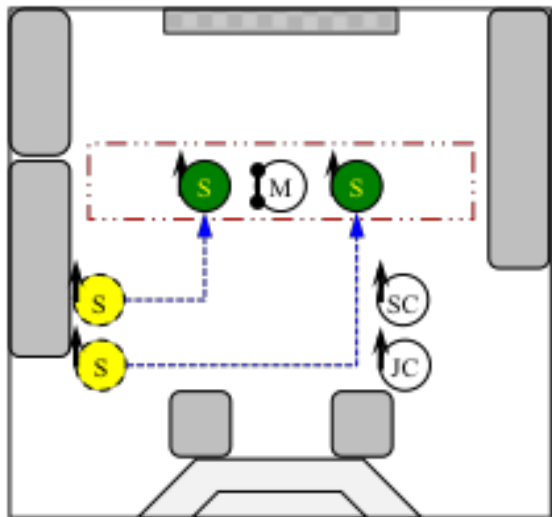
Note: The instructions in the *Standard Work and Lectures*, 2014 edition, say that the Masters of Ceremony should “take positions in front of their respective chairs.” This has the nature of a general instruction that the Senior Master of Ceremony should be on the South side and the Junior Master of Ceremony on the North side of the West Wall. It is not meant that the Masters of Ceremony should literally stand directly in front of their respective chairs all the way in the West. Rather, the Masters of Ceremony should take their appropriate places in the West Wall in line with the Marshal and Stewards, positioned wide enough to have clear and straight paths to the East. These paths to the East will later delineate the North and South Walls of the Symbolic Temple.



After the Senior Deacon has cleared the Candidates sufficiently, the Marshal takes a position about half-way between the Altar and the West (or closer for a more intimate effect if there are not many brothers present at the Ritual), centered with respect to the Altar.

There are multiple paths the Marshal can take to his place, depending on the position of the Masters of Ceremony and Candidates as well as the layout of the Lodge Room.

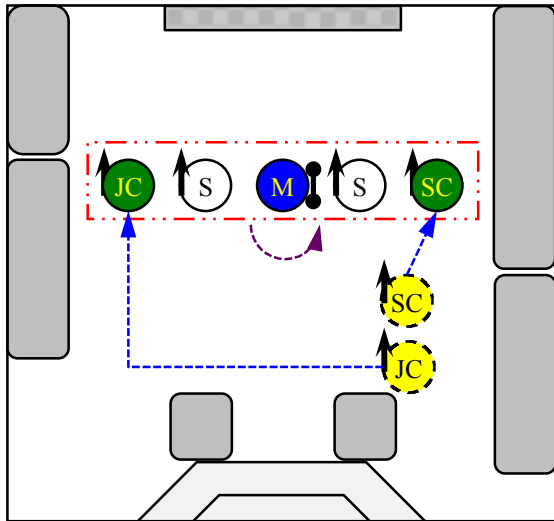
Upon reaching his place, the Marshal turns around to face West so that he can see the Masters of Ceremony and Stewards.



The Marshal then directs the Stewards one at a time to their places in the West Wall.

Again, the most effective way for the Marshal to direct the Stewards to their places is to make eye contact, point at an individual Steward with the Marshal's baton and then point to that Steward's place in the West Wall. The motions should be slow, clear and decisive so that there is no confusion as to the Marshal's directions. The Stewards proceed in an orderly fashion to their indicated places when directed and face East.

The most orderly and simple movement plan is for the Steward to the East to take the North position and for the Steward in the West to take the South position in the West Wall. However, this does result in the two Stewards being seated in different chairs at the conclusion of the Floorwork than the chairs they originally occupied. If this is something the Lodge cares about, the Marshal may place the Stewards on opposite sides of the West wall, bearing in mind that the Steward on the South side of the West Wall will eventually be seated in the Steward's chair closest to the East.



After the Stewards are positioned, the Marshal directs the Masters of Ceremony one at a time to their places in the West Wall using the technique described above. The Masters of Ceremony proceed in an orderly fashion to their indicated places when directed and face East. Once the Masters of Ceremony are positioned, the Marshal faces East.

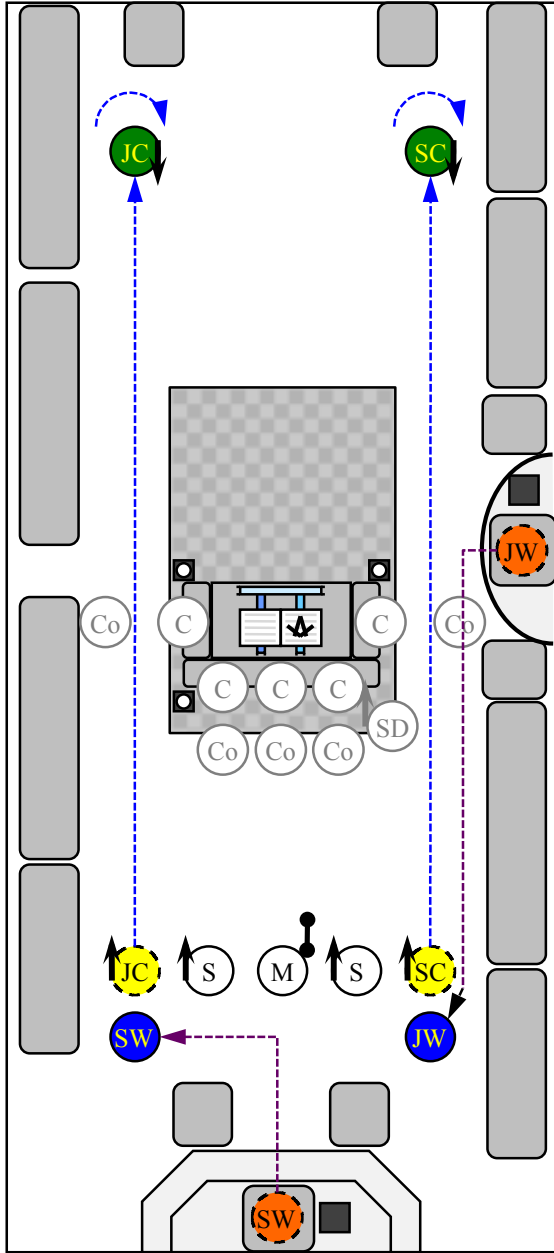
The Marshal must take care to direct the Senior Master of Ceremony to the South side and the Junior Master of Ceremony to the North side of the West Wall (hint: the closest Master of Ceremony should walk the shortest distance to his position).

## FORMING THE SYMBOLIC TEMPLE

*(EA: p. 42; FC: p. 103; MM: p. 158)*

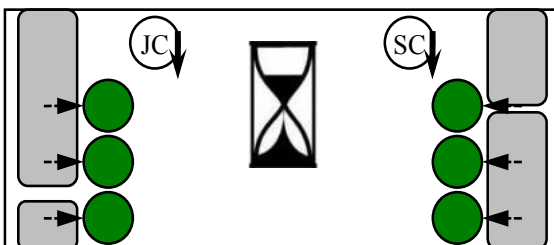
Once the Senior Deacon has verified that the West Wall is formed, he informs the Master that the Candidates are in Due Form. The Master then gavels three times to initiate the formation of the Symbolic Temple.

The quality execution of this floorwork can be greatly facilitated by placing it under the direction of the Marshal, who can signal the initiation of the various movements with his baton.

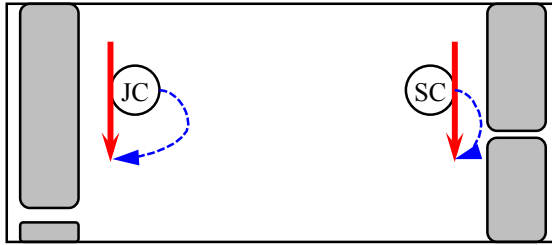


Immediately following the Master's gavel, the Marshal points his baton forward toward the East to signal the Masters of Ceremony. The Masters of Ceremony proceed briskly to the East, keeping even with one another and holding their staves in the usual upright position. In the East, the Masters of Ceremony about-face to face West.

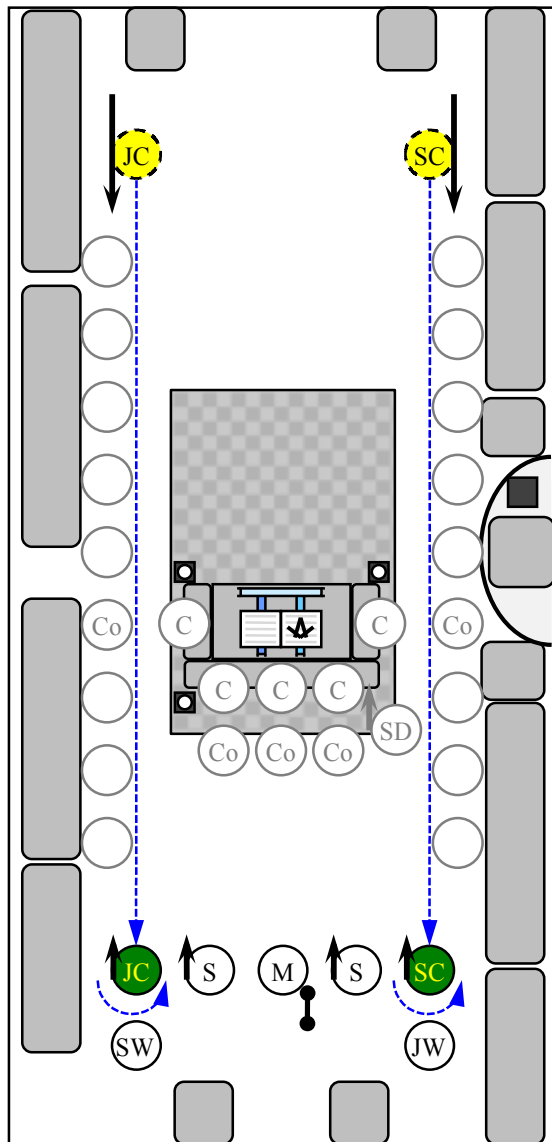
The Wardens come down from their Stations as soon as practically possible after the Masters of Ceremony have passed East of the Junior Warden's Station, and take positions directly *behind* the Masters of Ceremony's places in the West Wall.



All wait for the Brethren to come to the Level and form rough lines before the Marshal signals the Masters of Ceremony to dress the lines.



Once the Marshal determines that the Brethren have taken their places in the North and South Walls, he signals the Masters of Ceremony to lower their staffs to a horizontal position, held on the outside (the Marshal can place his baton in a similar position to cue and remind the Masters of Ceremony).

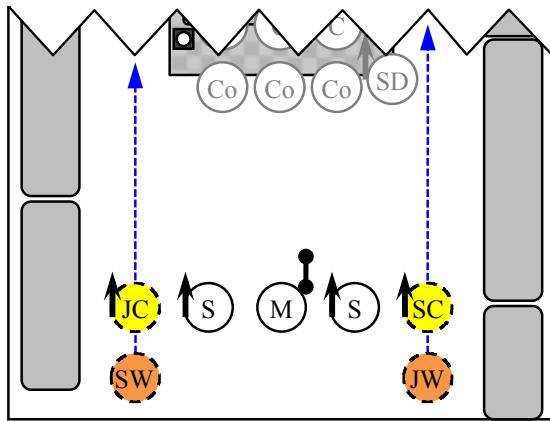


Once the Masters of Ceremony's staffs are in the correct position, the Marshal turns and points his baton back towards the West to signal the Masters of Ceremony to return to the West. The Masters of Ceremony proceed to the West inside the lines, keeping even with each other and dressing the lines along the way.

In "dressing the lines" the Masters of Ceremony should walk in a direct East-West path and encourage Brothers to form neat and orderly lines by coming forward or moving back from the imaginary line illustrated by their lowered staffs. These lines will constitute the North and South Walls of the Symbolic Temple

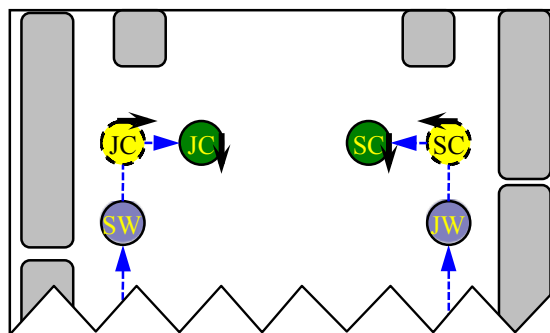
The Masters of Ceremony should also discretely encourage Brothers to take positions *East* of the Altar, so the Candidates can see them upon being brought to Light. Only after the spaces East of the Altar are sufficiently filled should the remaining Brothers take positions West of the Altar. The Conductors of any Candidates using the "side kneelers" at the Altar should take places in the lines directly behind their Candidates.

Once the Masters of Ceremony reach their original places in the West Wall, they return their staffs to the normal upright position in the left hand, about-face and await the Marshal's cue.



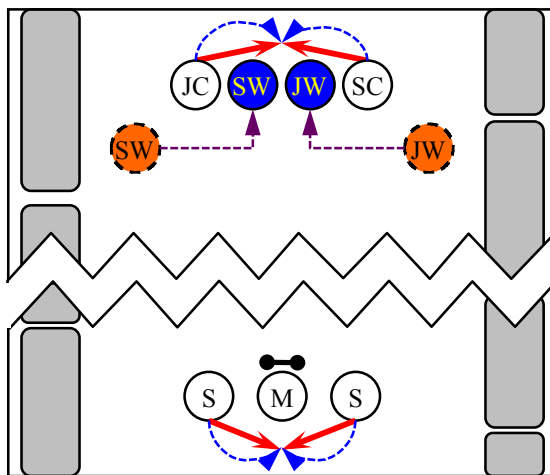
After a brief pause, the Marshal again points his baton towards the East to signal the Masters of Ceremony.

The Masters of Ceremony, closely followed by the Wardens and keeping even with each other throughout, proceed to the East.



Having arrived in the East, the Masters of Ceremony and Wardens pause briefly.

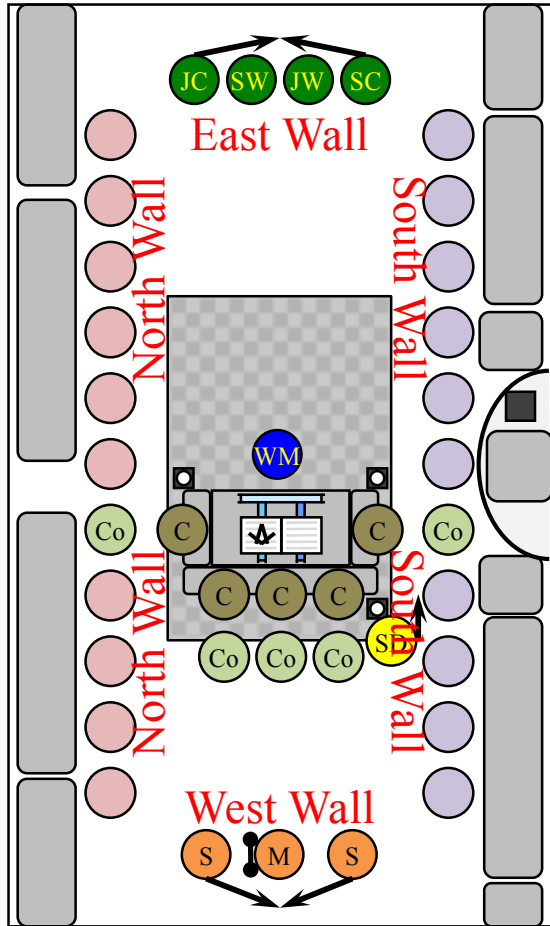
The Wardens remain in place while the Masters of Ceremony turn inward and move towards the center-line of the Lodge Room until they are close enough to comfortably make and hold an arch with their staffs, at which point they face West and await the Marshal's cue.



The Marshal signals the Masters of Ceremony and Stewards to form simultaneous arches with their staffs. Once the arches are formed, the Wardens step under the arch in the East and the Symbolic Temple is complete.

A good movement the Marshal can use to cue the formation of the arches is to hold the baton in the middle and extend it in front of him with his arm straight and the baton perpendicular to the floor. Then, once he has the attention of the Masters of Ceremony and Stewards, the Marshal raises the arm holding the baton to an upright position overhead.

The Masters of Ceremony and Stewards should be reminded to stand facing forward when forming the arch, and to make sure they are in a position they can comfortably hold for at least fifteen minutes.



The image at left depicts the Symbolic Temple with all the Officers, Candidates and Brethren in their proper positions, and the Master in place for the Obligation.

---

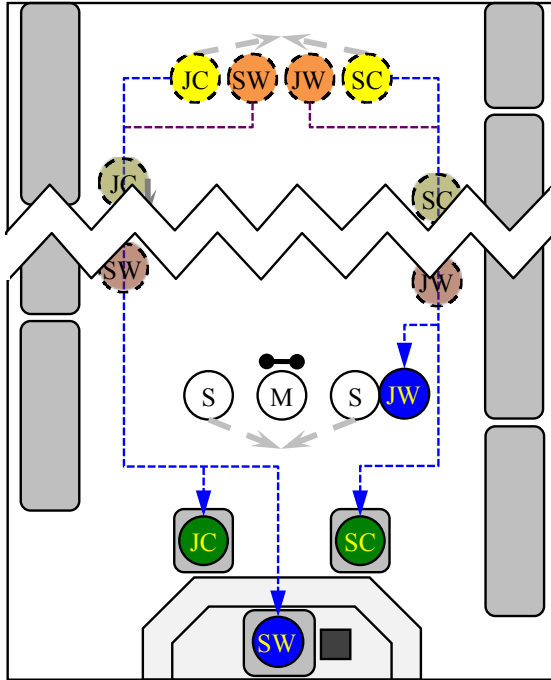
Note that the Wardens are in line with the Masters of Ceremony and facing West. This is their proper place. They should not be in front of the arch, nor should they be facing inwards towards each other. They can turn to the side and/or step forward in order to allow the Master to pass through, but should always resume their places in the East Wall as soon as practically possible. The straight line across the East is the most important visual cue to the Candidates that they are inside a Symbolic Temple

---

## BREAKING THE SYMBOLIC TEMPLE

(EA: p. 49; FC: p. 108; MM: p. 164)

After the business at the Altar is concluded and the Master has returned to the East, it is time to break the Symbolic Temple. *The Master does not gavel here!* All the Officers return to their Stations and Places before the Master gavels to seat the Lodge. The breakdown of the Symbolic Temple is initiated when the Marshal signals the Masters of Ceremony and Stewards to simultaneously break the arches.

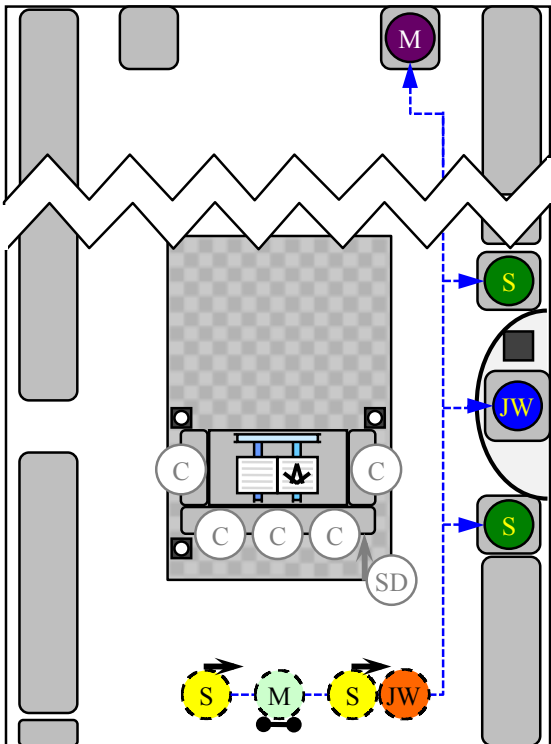


The Marshal can cue this moment using the reverse of the movement he used to erect the arches.

As soon as the arches come down the Wardens take the lead and proceed West along the sidelines, followed closely by the Masters of Ceremony.

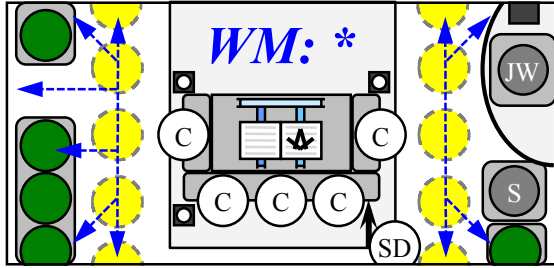
The Senior Warden and the Masters of Ceremony proceed all the way back to their Station and Places, where they face front and remain standing holding their staffs.

The Junior Warden does not go directly back to his Station! The Junior Warden steps inward slightly to clear the way for the Senior Master of Ceremony to pass behind him and stops next to the Steward when he is in line with the West Wall.



Once the Masters of Ceremony have passed by the West Wall, the Junior Warden turns and leads the Marshal and Stewards as they proceed behind the South Wall to their Station and Places, where all remain standing. The Stewards continue to hold their staffs.

If the Lodge Room is too narrow for the Junior Warden, Marshal and Stewards to return to their places behind the South Wall, they can remain on the inside and pass through when they reach their chairs.



After the Officers have all returned to their Stations and Places, the Master gavel to seat the Lodge.

The Masters of Ceremony and Stewards stow their staves as they are seating themselves.

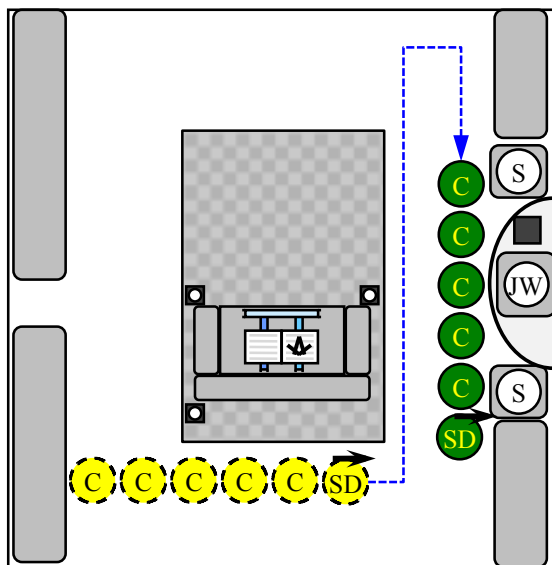
The Brethren return to their seats on the sidelines.

The Senior Deacon and Candidates remain in place until all the Brethren are seated.

## DEMONSTRATIONS

(EA: p. 49; FC: p. 109; MM: p. 164)

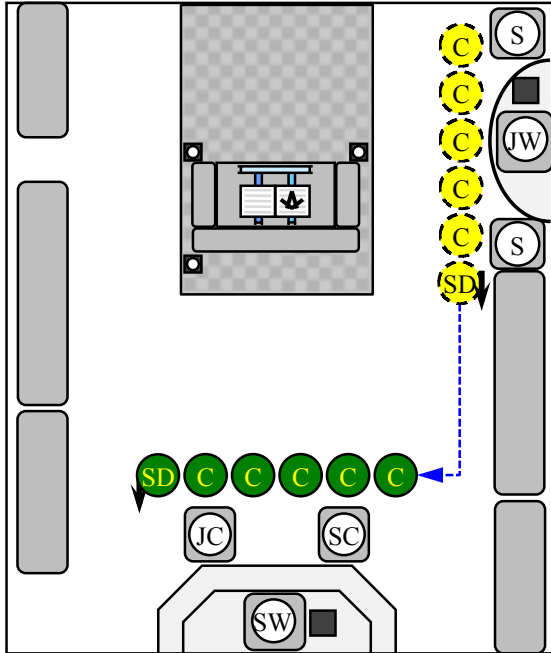
Especially in the Entered Apprentice Degree Ritual, the Senior Deacon and Wardens should not hesitate to speak directly to the Candidates if they are hesitant about coming on the Step, displaying the Signs properly, etc.



After the Brethren have been seated, the Senior Deacon asks the Candidates to form a line behind him and follow his path in a single-file line.

The Senior Deacon proceeds East up the South side of the Lodge Room, closely followed by the Candidates. Having passed by the Junior Warden's Station, the Senior Deacon executes a reverse clockwise turn and proceeds West to the Junior Warden's Station. All come on the Step of the Degree, including the Junior Warden after rising.

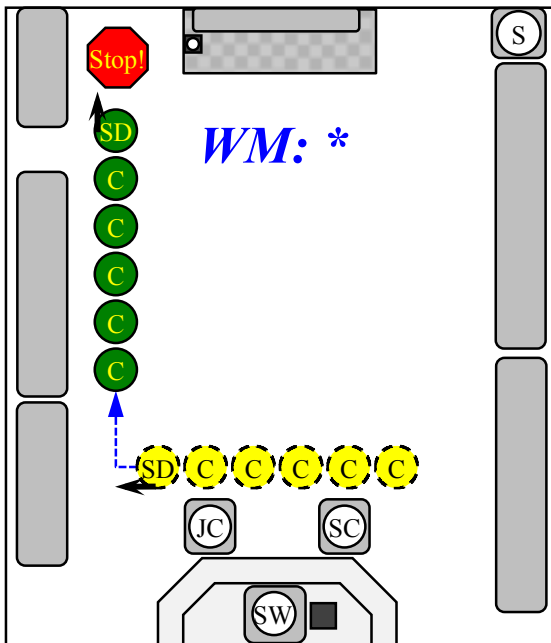
The Candidates are frequently confused by the tight turn in the South sideline. The Senior Deacon can help by emphasizing that the Candidates should follow in his pathway *exactly* – also by proceeding significantly past the Junior Warden's Station before making the reverse turn, and making a sweeping movement with his arm while turning to indicate that the Candidates should make the same turn.



After the Candidates are dismissed by the Junior Warden, the Senior Deacon leads the Candidates in a clockwise path to the Senior Warden's Station, where all come on the Step of the Degree, including the Senior Warden after rising.

## APRONS

(EA: p. 52; FC: p. 113; MM: p. 167)



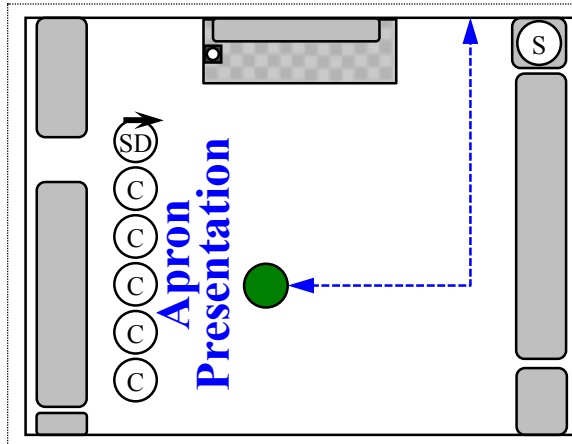
After the Candidates are dismissed by the Senior Warden, the Senior Deacon continues to lead the Candidates on a clockwise path around the Lodge Room and proceeds East up the North sideline.

At some point *before* the Senior Deacon has reached the West edge of the Altar, the Master gavels to halt the procession.

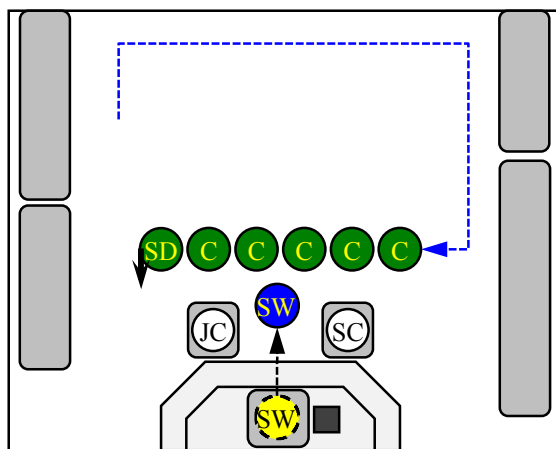
---

***In the Fellowcraft and Master Mason Degree Rituals:*** The Master orders the Senior Deacon to lead the Candidates to the Senior Warden's Station for instruction in wearing their Aprons.

---



***In the Entered Apprentice Degree Ritual:*** The Senior Deacon and Candidates face right. The Master or his designee approaches, presents the Candidates with their White Leather Aprons, directs them to the Senior Warden's Station for instruction in wearing their Aprons, and retires.

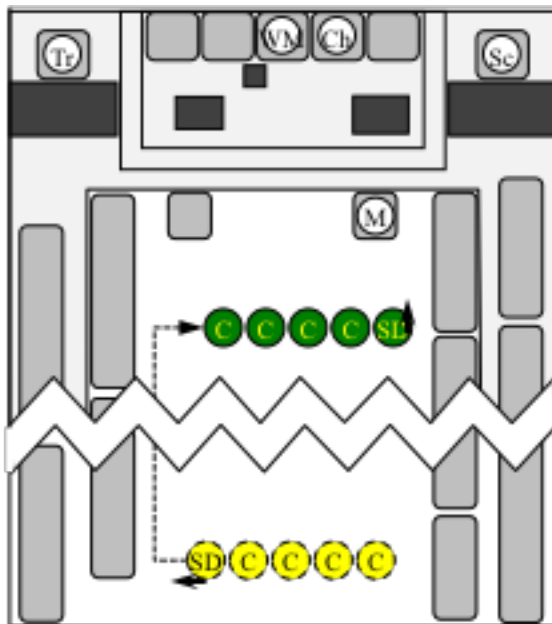


After the Candidates are directed to the Senior Warden's Station for instruction in wearing their Aprons, the Senior Deacon leads them in a clockwise path West of the Altar to a position in front of the Senior Warden's Station, where all face West.

The Senior Warden comes down from his Station and instructs the Candidates as to wearing their Aprons.

## FINAL INSTRUCTION IN THE EAST

(EA: p. 55; FC: p. 113; MM: p. 168)



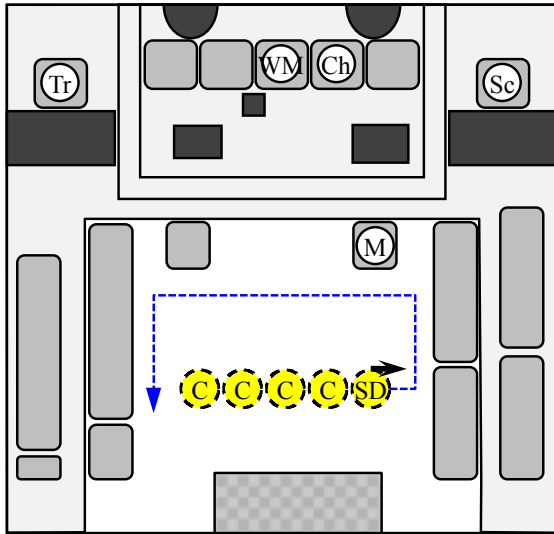
After the Candidates have received instructions as to wearing their Aprons, the Senior Deacon leads the Candidates East via the North side of the Lodge Room, finally turning right to bring the Candidates before the Master's Station. *The Candidates do not come on the Step here.*

It is important for the Senior Deacon to turn early enough that there is sufficient space in the East for a full reverse turn.

Here the Candidates are presented with the Working Tools of the Degree.

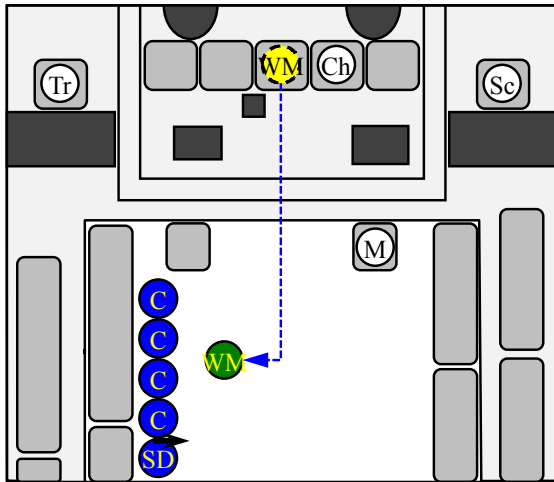
***In the Entered Apprentice or Master Mason Degree Ritual:*** The Bible Presentation, either in the East or in the Northeast Corner.

**In the Entered Apprentice Degree Ritual:** The Master demands some metallic substance before the presentation of the Working Tools.



Following the Working Tools (or Bible Presentation if done in this Degree), the Master orders the Senior Deacon to conduct the Candidates to the Northeast Corner of the Lodge. The Senior Deacon leads the Candidates to the Northeast Corner by means of a counter-clockwise turn.

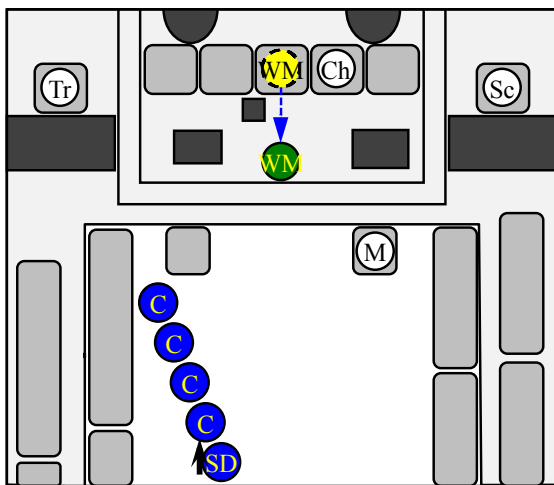
The Candidates come on the Step of Entered Apprentice and face the Master for his admonition.



There are two possible arrangements of Candidates before the Master in the Northeast Corner

(a) The Candidates can be lined up straight along the North sideline facing South, as in the illustration at right. In this case, the Master comes down to the Level to a position directly in front of the Candidates for his admonition.

*or*

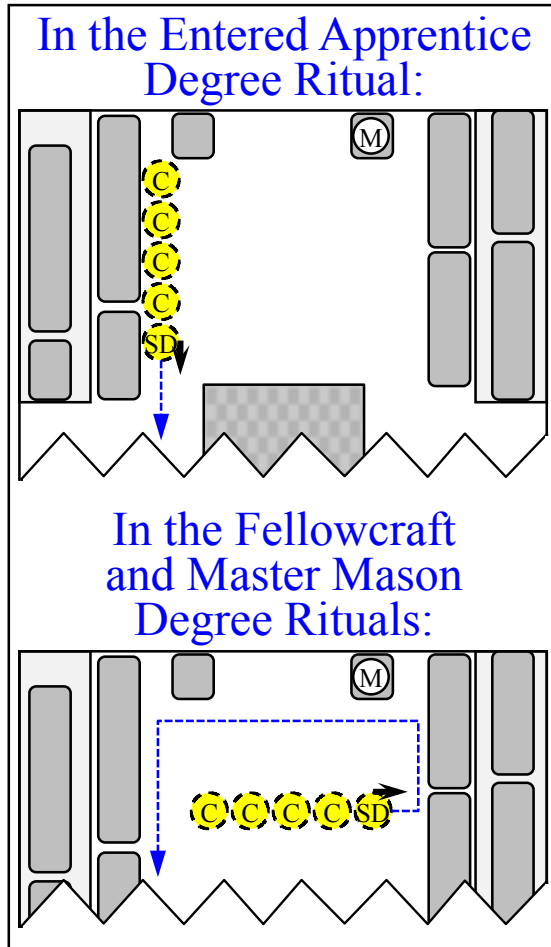


(b) The Candidates can be lined up in a diagonal facing East, as in the illustration at right. In this case, the Master delivers his admonition from the Master's dais.

The guiding principal in either case is that the Master and Candidates must be positioned so that every Candidate has a clear and unobstructed view of the Master.

## EXITING THE LODGE

(EA: p. 58; FC: p. 114; MM: p. 169)



Finally, the Master dismisses the Candidates.

---

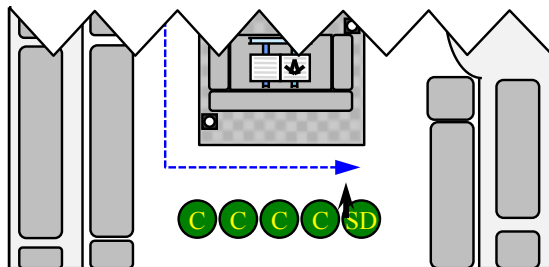
***In the Entered Apprentice Degree Ritual:*** The Candidates are in the Northeast Corner when they are dismissed. The Senior Deacon leads the Candidates directly West down the North side of the Lodge Room.

---

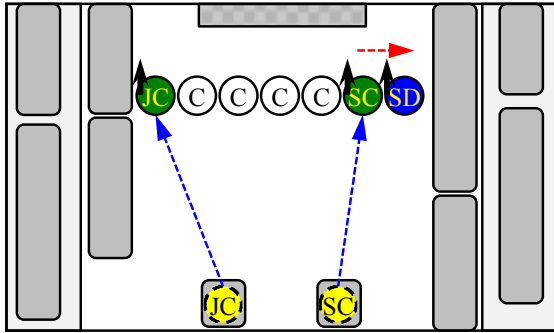
---

***In the Fellowcraft and Master Mason Degree Rituals:*** The Candidates are in the East when they are dismissed. The Senior Deacon leads the Candidates in a full counterclockwise turn, to proceed West down the North side of the Lodge Room.

---

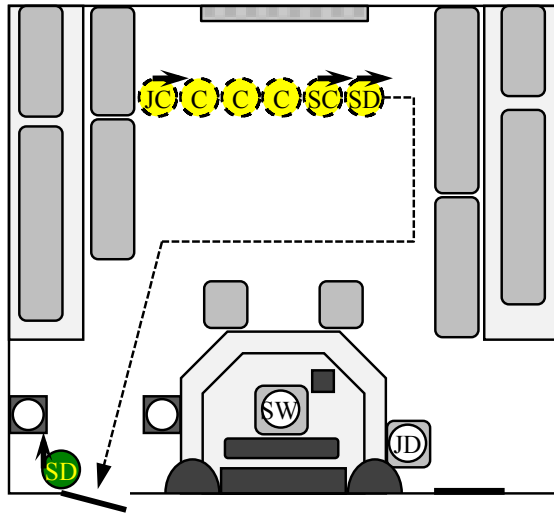


After passing West of the Altar, the Senior Deacon turns the Column left to bring the Candidates across the Altar. All face East.



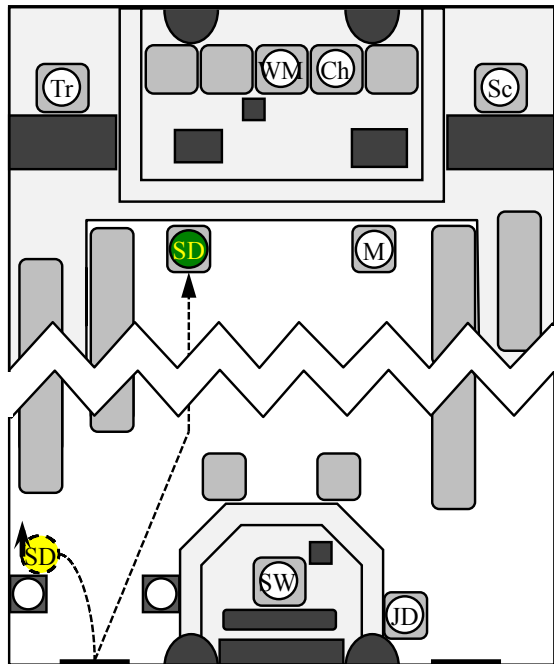
After a brief pause, the Senior Deacon moves a few steps to the South to make space for the Senior Master of Ceremony.

The Masters of Ceremony rise, retrieve their staves and join the Candidates at the Altar on the right and left. All come on the Step and salute the Master, except for the Senior Deacon who does not salute.



The Senior Deacon then leads the Masters of Ceremony and Candidates single file to the Inner Door via a clockwise turn in the West.

At the Inner Door, the Senior Deacon opens the door and steps aside. The Masters of Ceremony and Candidates exit the Lodge Room through the Inner Door.



After the Masters of Ceremony and Candidates have exited the Lodge Room, the Senior Deacon closes the Inner Door and returns directly to his place where he is seated.

This marks the conclusion of the First Section of the Degree Ritual.