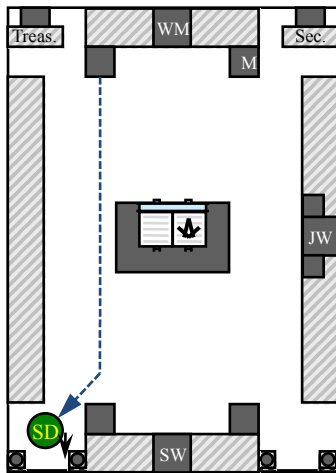


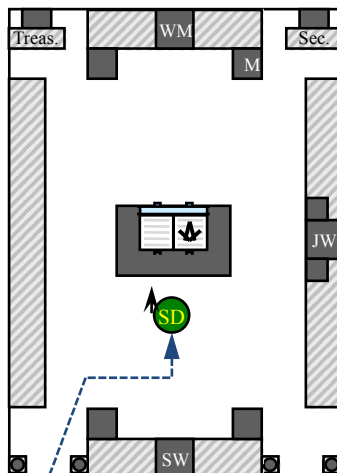
# FLOORWORK

## THE CONDENSED FLOORWORK

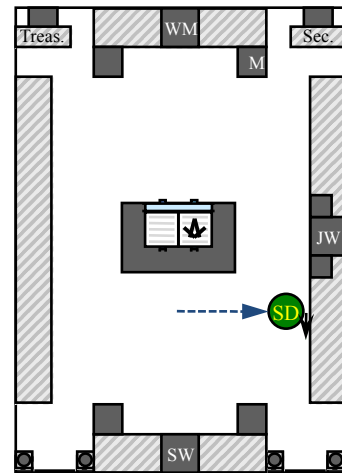
These schematics and narratives are intended to be distributed to the Marshal and Senior Deacon so that they can serve as study sheets and preparation guides. It is suggested that both Officers be presented with these materials at or shortly after their Installation in Office, and enjoined to use them to learn the patterns of the floorwork. The complete floorwork can thereafter be drilled by the Ritual Director in a few short private sessions until the Marshal and Senior Deacon can “fast walk” through the entire Degree with confidence.



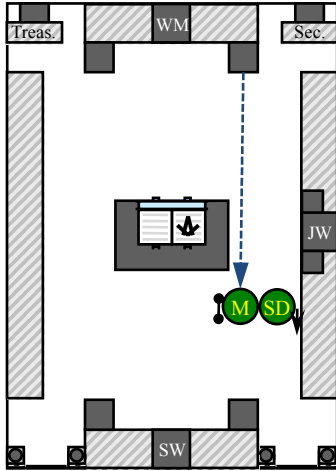
1. Senior Deacon goes to Inner Door



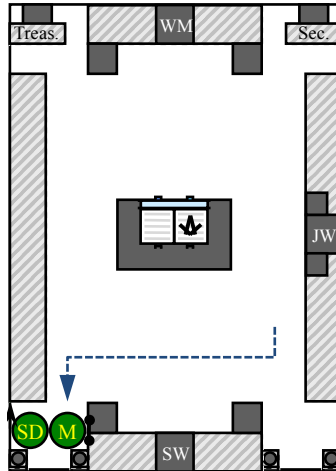
2. Senior Deacon goes to Altar to report



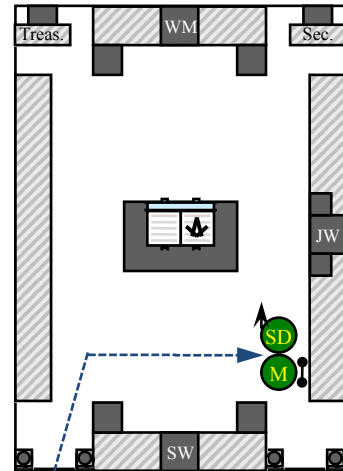
3. Senior Deacon goes South to wait for Marshal



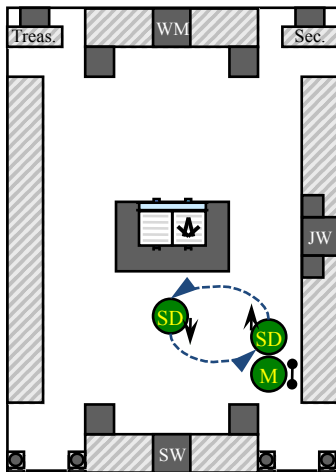
4. Marshal joins Senior Deacon



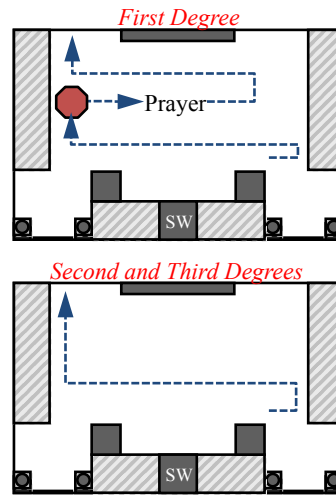
5. Group proceeds to the Inner Door and erects arch



6. Column proceeds across West, stops and turns East

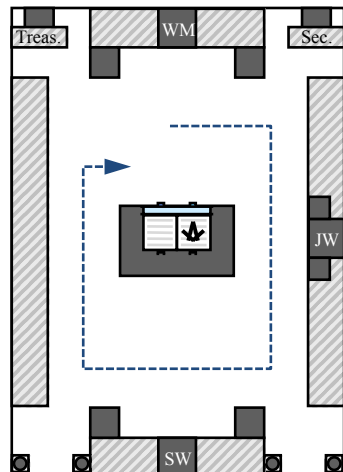


7. Senior Deacon admonishes Candidates and returns to Column

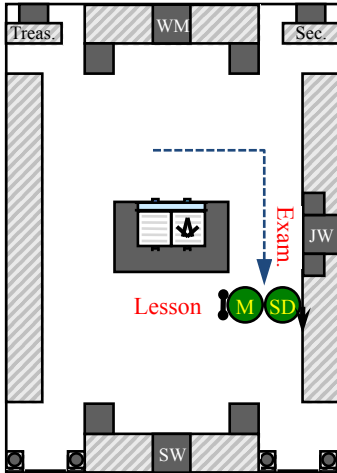


8. Column performs counter-clockwise turn, then turns East.

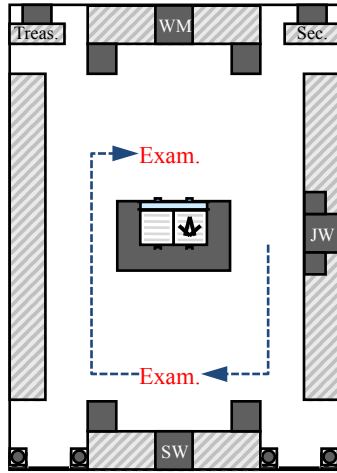
Column halted by gavel in First Degree, proceeds to center for Prayer, then performs another counter-clockwise turn to proceed East



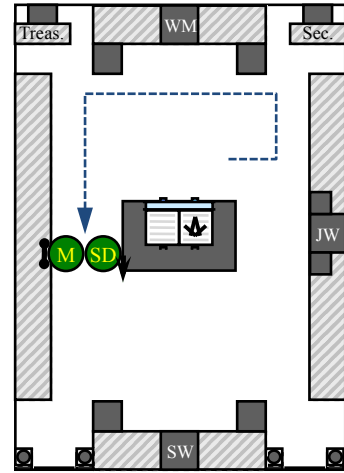
9. Column perambulates one, two or three times depending on the Degree



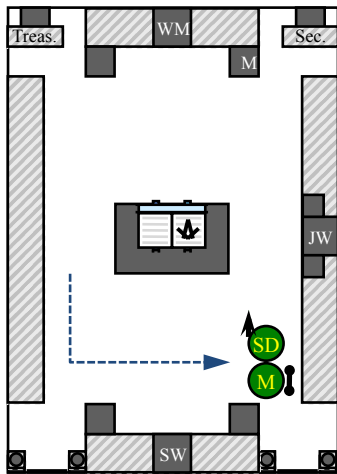
10. Column halts at Junior Warden's Station, remains facing forward for the Lesson, then faces left for the Junior Warden's Examination



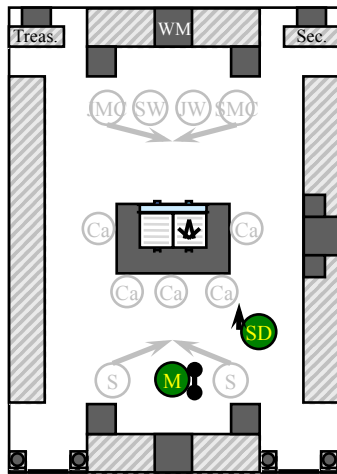
11. Column proceeds clockwise for examinations in the West and East, leaving space in the East for a reverse turn



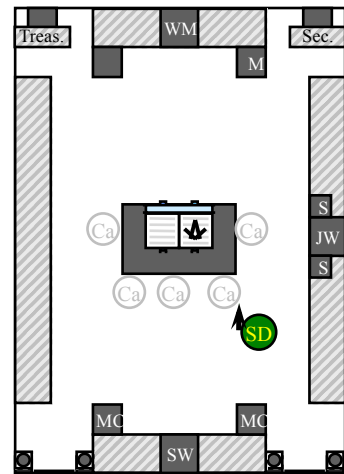
12. Column turns counter-clockwise and proceeds West, stopping at the Altar to ask the Senior Deacon to instruct the Candidates how to approach the East



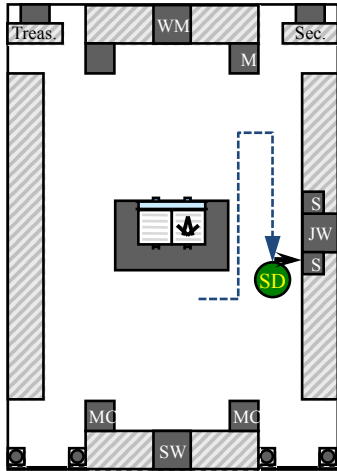
13. Column proceeds to the West and all face East for Senior Warden's instructions



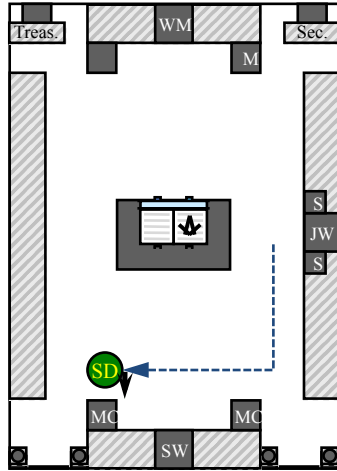
14. Candidates placed at the Altar and Symbolic Temple formed (see the *Floorwork Team Drill*)



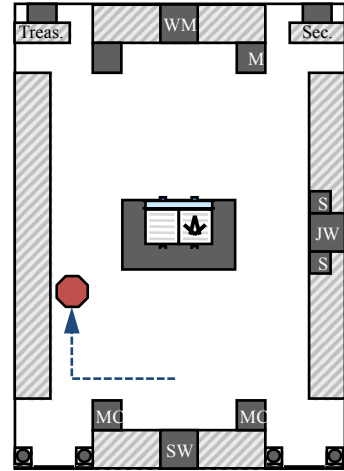
15. Symbolic Temple broken and Officers return to places (see the *Floorwork Team Drill*)



16. Senior Deacon leads the Candidates up the South side, executes a tight clockwise reverse turn and comes to the Junior Warden's Station to demonstrate the grips, etc.

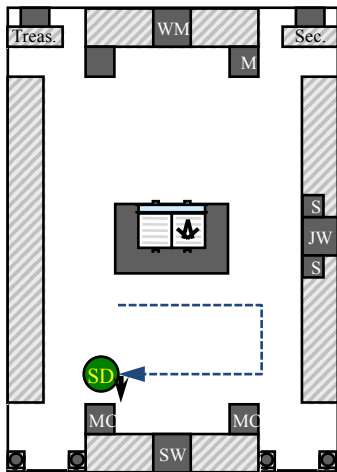


17. Senior Deacon leads Candidates to Senior Warden's Station for demonstrations

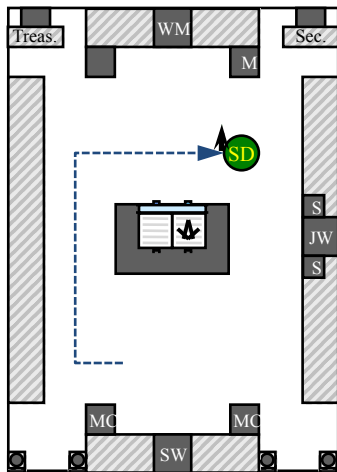


18. Senior Deacon and Candidates continue clockwise until halted by Master's gavel West of Altar

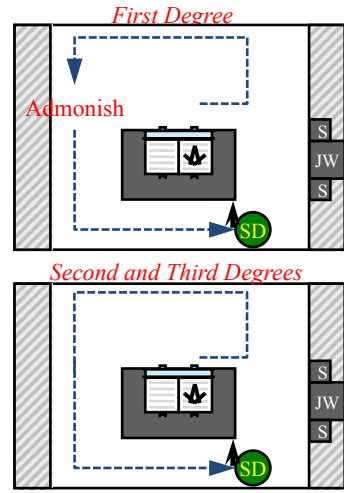
*In the First Degree only, all face South for the Apron Presentation*



19 On the Master's order, Senior Deacon leads Candidates clockwise West of the Altar to the Senior Warden to teach the Candidates how to wear their Aprons

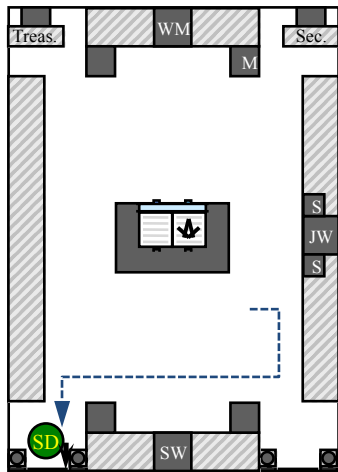


20. Senior Deacon leads Candidates clockwise to the East, leaving room for a reverse turn

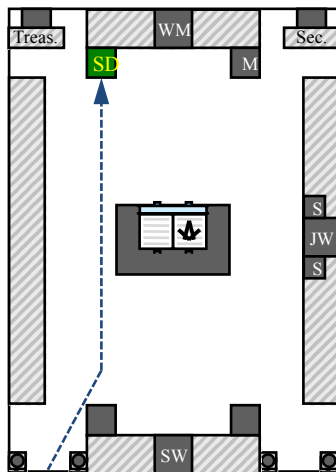


21. Senior Deacon leads Candidates counterclockwise.

*In the First Degree, they stop in the Northeast Corner for the Master's admonition, then go West of the Altar. In the Second and Third Degrees, they go directly West of the Altar to salute*



22. Upon being dismissed, Senior Deacon waits for Masters of Ceremony to join then leads all to exit through the Inner Door



23. Senior Deacon closes the Inner Door and returns to his chair

# FLOORWORK

## NARRATIVE STUDY SHEET

The Marshal and Senior Deacon can keep this page in their pockets throughout the week as a handy reminder so they can mentally review the floorwork when they have a free moment.

- 1 **Senior Deacon:** Answer the Inner Door, question the Candidates, go the Altar
- 2 **Marshal and Senior Deacon:** Meet at the South sideline
- 3 **Marshal:** Go to the Inner Door and admit the Candidates
- 4 **Marshal:** Go across the West, stop for the Senior Deacon to admonish the Candidates
- 5 **Marshal:** Make turns to go up the North side (*counterclockwise*)  
– (First Degree) Stopped by the gavel and sent back to the center for Prayer, then make turns to go up the North Side (*counterclockwise*)
- 6 **Marshal:** Do the perambulations
- 7 **Marshal:** Stop at Junior Warden's station for the Scripture Lesson
- 8 **Marshal:** Examinations by Junior Warden, Senior Warden, Master
- 9 **Marshal:** Go back to the West, stopping at West edge of Altar to ask Senior Warden to teach the approach to the East (*counterclockwise*)
- 10 **Marshal and Senior Deacon:** Place Candidates at the Altar and form the Symbolic Temple
- 11 **Marshal:** Break the Symbolic Temple
- 12 **Senior Deacon:** Go up the South side then turn back to do demonstrations for the Junior Warden, then the Senior Warden
- 13 **Senior Deacon:** Stopped by gavel on the way East  
– (First Degree) Apron presentation
- 14 **Senior Deacon:** Go to Senior Warden to teach how to wear the Apron
- 15 **Senior Deacon:** Go to the Master in the East  
– (First Degree) go back to the Northeast Corner (*counterclockwise*)
- 16 **Senior Deacon:** Go back to the Altar to salute (*counterclockwise*)
- 17 **Senior Deacon:** Go to the Inner Door
- 18 **Senior Deacon:** Return to chair